

# International Testing Standards

for

## Rescue Dog Tests

of the

International Canine Federation  
(Fédération Cynologique Internationale FCI)



and the

International Rescue Dog Organisation IRO



## **Preamble**

These Testing Standards for Rescue Dogs were developed jointly by the FCI Commission for Rescue Dogs and the IRO (International Rescue Dog Organisation) and approved by the Board of Directors of the FCI and by the General Meeting of the IRO. These standards replace the existing Testing Standards for Rescue Dogs of the FCI and the IRO. These standards were deliberated and drawn up in the German language. In any cases of doubt regarding translations into other languages, the German language version shall be deemed the authoritative version.

These Testing Standards will be valid for a period of 5 years upon which they will be reviewed, changed, adapted and/or updated, if necessary, based on practical experiences. Any changes require the official approval of the responsible bodies of the FCI and the IRO. These Testing Standards apply to all member organisations / federations of the FCI and the IRO.

Resolved by the Board of Directors of the FCI  
on November 11 and 12, 2005 in Brussels, Belgium

and by the General Meeting of the IRO  
on April 19, 2005 in Yongin, Korea

**Valid as of 01 January 2006**

## TABLE OF CONTENTS

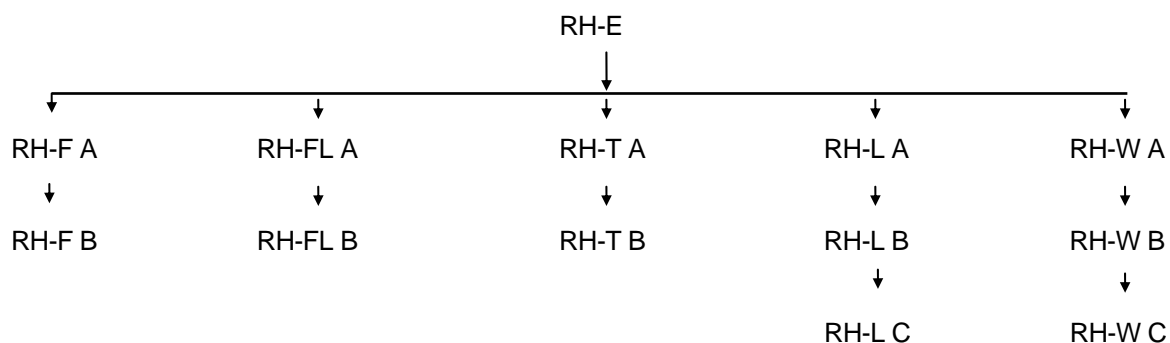
CONTENTS		2
TESTING STRUCTURE		3
<b>I. GENERAL RULES</b>		
GENERAL INFORMATION		4
TEST AUTHORIZATION		4
LOGISTICS		5
LIABILITY		5
AGE LIMITATIONS		5
TEMPERAMENT CHECK		5
DUTIES OF THE TEST PARTICIPANT		5
LOG BOOK		5
SCORING		6
SCORING TABLES		6
SCORE ANALYSIS		6
SCORE SHEETS AND FORMS		6
JUDGES		7
<b>II. SUITABILITY TEST</b>	<b>RH-E</b>	8
<b>III. OBEDIENCE</b>		
OBEDIENCE for Levels A and B of the RH-F, RH-FL, RH-T		13
OBEDIENCE for Levels A, B and C of the RH-L, RH-W		16
<b>IV. DEXTERITY</b>		
DEXTERITY for Levels A and B of the RH-F, RH-FL, RH-T		19
DEXTERITY for Levels A, B and C of the RH-L		22
DEXTERITY for Levels A, B and C of the RH-W		24
<b>V. SCENT WORK</b>		
TRACKING TEST LEVEL A	RH-F A	26
TRACKING TEST LEVEL B	RH-F B	28
AREA SEARCH TEST LEVEL A	RH-FL A	30
AREA SEARCH TEST LEVEL B	RH-FL B	32
RUBBLE SEARCH TEST LEVEL A	RH-T A	34
RUBBLE SEARCH TEST LEVEL B	RH-T B	36
AVALANCHE TEST LEVEL A	RH-L A	38
AVALANCHE TEST LEVEL B	RH-L B	39
AVALANCHE TEST LEVEL C	RH-L C	41
WATER TEST LEVEL A	RH-W A	43
WATER TEST LEVEL B	RH-W B	45
WATER TEST LEVEL C	RH-W C	47
ABBREVIATIONS		49
ADDENDUM		49
DIAGRAMMS		50

# TESTING STRUCTURE

## TEST LEVELS

The International Test Standards for Rescue Dogs include the following sections:

Rescue Dog Suitability Test	RH-E
Rescue Dog Tracking Test A	RH-F A
Rescue Dog Tracking Test B	RH-F B
Rescue Dog Area Search Test A	RH-FL A
Rescue Dog Area Search Test B	RH-FL B
Rescue Dog Rubble Search Test A	RH-T A
Rescue Dog Rubble Search Test B	RH-T B
Rescue Dog Avalanche Test A	RH-L A
Rescue Dog Avalanche Test B	RH-L B
Rescue Dog Avalanche Test C	RH-L C
Rescue Dog Water Test A	RH-W A
Rescue Dog Water Test B	RH-W B
Rescue Dog Water Test C	RH-W C



Dog Handlers may start with either the Suitability Test (RH-E) or any other test of their choice at Level A.

Passing a test at Level A entitles the dog handler to participate in a test of the same category at the next highest level.

# **GENERAL RULES**

## **General Information**

The rescue dog tests are designed to qualify each dog for its area of use. Successful completion of a test is proof of proper rescue dog training in that particular discipline. This is one of the basic requirements for determining mission readiness in participating organisations.

Mission readiness is determined and awarded exclusively by its home organisations, which can stipulate further requirements such as additional dog handler skills, electronic communication skills, alpine rescue, age limits for both dog and handler, physical fitness, personal equipment preparedness, First Aid courses, periodic re-testing, etc.

Tests can be held throughout the year. If the safety of the handler or dog is in question, testing must be postponed to a later date.

Dogs of all sizes, breeds and gender are eligible for the test.

A handler is only allowed to enter one Testing Event Competition on any given day.

After successfully completing a test on level A, the dog may immediately participate in a test of the same category at the next highest level, provided the age of the dog is considered. This applies to Levels B and C as well.

Handlers are allowed to lead more than one dog. Each dog, however, may not be led by more than one handler within the Testing Event Competition. Sign-in and sign-out with the testing judge must take place on the leash. Only one single handler leash and a large-link chain collar are permitted.

All exercises begin and end in the start position. Short voice commands are to be used. The use of the dog's name in conjunction with the voice command is permitted. This combination counts as a single command.

Definition of „Bringsel“: the dog must bring the “Bringsel” to the dog handler upon location of the hidden victim. Upon acceptance by the handler of the “Bringsel” and at the command of the dog handler, the dog must independently lead the handler to the hidden victim on a direct path. The dog must maintain contact with the handler at all times.

Bitches in heat may participate in all tests but must be kept separated from all of the other participants and are to be evaluated last.

After failing a test, the dog must wait at least six days before re-taking a test of the same category.

Sick or possibly contagious animals are to be excluded from all tests and are not allowed to enter the testing area. The judge may, at his discretion, discontinue any exercise if the dog is clearly not under the control of its handler or has obviously not been properly prepared, or if becomes apparent that the dog is unwilling to execute the task of that section.

Any harassment of the hidden victim by the dog will have a negative influence on the assessment. An injury to the hidden victim by the dog will lead to disqualification. Unsportsmanlike conduct of the dog handler entitles the judge to immediately disqualify the dog handler.

## **TESTING AUTHORISATION**

The permit to hold an event is issued by the responsible umbrella organisation of the event organiser (FCI-LAO or IRO-NRO). Test results are mutually recognized by all FCI-LAO's and IRO-NRO's. A Testing Event Competition can only be held when there are at least 4 participating dog handlers.

## **LOGISTICS**

The organisational portion of the Testing Event is the responsibility of the Test Organising Officer, who is charged with overseeing the preparatory and execution exercises of the testing event.

## **LIABILITY**

The dog handler is liable for himself and his dog during the Testing Event. The owner of the dog is liable for any injuries or damages caused by the dog and must be insured as a dog handler against such losses. All instructions given by the judge or Test Organising Officer are to be accepted and voluntarily executed at the handler's own risk.

Proof of required vaccinations must be furnished to the testing authorities before the test upon request.

## **AGE LIMITATIONS**

The dog must have reached the following age on the day of testing:

RH-E Test	14 months
Level A-Test	18 months
Level B-Test	19 months
Level C-Test	20 months

## **TEMPERAMENT CHECK**

The judge is to observe the temperament of the dog at the start of and throughout the whole test. The judge is obliged to disqualify any animal showing obvious temperament inadequacies and to note this down in the log book.

The Temperament Check includes:

- a) the self-confidence and composure of the dog around strangers
- b) confidence and composure during unexpected disturbances
- c) resilience during difficult situations such as extended work periods, many dogs working simultaneously, extremes in temperature and weather, presence of dust and smoke, or strong, unpleasant odours etc.
- d) Additional temperament inadequacies such as gun shyness, nervousness and its associated aggressiveness, aggressive disposition, fearfulness etc.

## **DUTIES OF THE TEST PARTICIPANT**

Every dog handler is to meet registration deadlines. Any delay in arrival is to be reported to the Test Organiser immediately. Dog handlers are to sign in with the judge fully equipped with the clothing and supplies appropriate for the particular exercise of the test. The handler is to comply with the instructions of the judge and the Test Organising Officer, and must complete all parts of a test, even if the minimum score of the given discipline has not been reached. The test is complete when the results have been announced and entered into the log book and returned to the handler. Any premature termination of the test exercise is to be recorded in the log book along with an explanation.

## **LOG BOOK**

A score/log book issued by a national kennel organisation is mandatory for every participant and must be registered in the pedigree of the dog. Dogs with no pedigree must be registered with an FCI-LAO or IRO-NRO. It must be presented to the Test Organising Officer prior to every test. The final scores are to be entered by the Test Organising Officer and confirmed and signed by the judge upon completion.

## SCORING

Each test exercise is scored numerically and assigned a grade. The grade and points must accurately represent the performance of each exercise. In the event of equal scores, the final ranking shall be determined in the following order of priority: 1. Scent Work; 2. Obedience; 3. Dexterity.

## SCORING TABLES

SCORE	Excellent	very good	good	satisfactory	unsatisfactory	Insufficient
2 Points	2,0	2,0	2,0	1,5	1,0	0,5 - 0
3 Points	3,0	3,0	2,5	2,5 - 2,0	1,5	1,0 - 0
5 Points	5,0	4,5	4,0	3,5	3,0 - 2,0	1,5 - 0
7 Points	7,0	6,5	6,0	5,5 - 5,0	4,5 - 2,5	2,0 - 0
8 Points	8,0	7,5	7,0 - 6,5	6,0	5,5 - 3,0	2,5 - 0
10 Points	10,0	9,5 - 9,0	8,5 - 8,0	7,5 - 7,0	6,5 - 4,0	3,5 - 0
15 Points	15,0 - 14,5	14,0 - 13,5	13,0 - 12,0	11,5 - 10,5	10 - 5,5	5,0 - 0
20 Points	20,0 - 19,5	19,0 - 18,0	17,5 - 16,0	15,5 - 14,0	13,5 - 7,5	7,0 - 0
25 Points	25,0 - 24,0	23,5 - 22,5	22,0 - 20,0	19,5 - 17,5	17,0 - 9,0	8,5 - 0
30 Points	30,0 - 29,0	28,5 - 27,0	26,5 - 24,0	23,5 - 21,0	20,5 - 11,0	10,5 - 0
35 Points	35,0 - 34,0	33,5 - 31,5	31,0 - 28,0	27,5 - 24,5	24,0 - 13,0	12,5 - 0
40 Points	40,0 - 38,5	38,0 - 36,0	35,5 - 32,0	31,5 - 28,0	27,5 - 14,5	14,0 - 0
50 Points	50,0 - 48,0	47,5 - 45,0	44,5 - 40,0	39,5 - 35,0	34,5 - 18,0	17,5 - 0
60 Points	60,0 - 58,0	57,5 - 54,0	53,5 - 48,0	47,5 - 42,0	41,5 - 21,5	21,0 - 0
70 Points	70,0 - 67,5	67,0 - 63,0	62,5 - 56,0	55,5 - 49,0	48,5 - 25,0	24,5 - 0
80 Points	80,0 - 77,0	76,5 - 72,0	71,5 - 64,0	63,5 - 56,0	55,5 - 21,5	21,0 - 0
90 Points	90,0 - 86,5	86,0 - 82,0	81,5 - 72,0	71,5 - 63,0	62,5 - 32,0	31,5 - 0
100 Points	100 - 96,0	95,5 - 90,0	89,5 - 80,0	79,5 - 70,0	69,5 - 36,0	35,5 - 0
200 Points	200 - 191	190 - 180	179 - 160	159 - 140	139 - 70	69 - 0
300 Points	300 - 286	285 - 270	269 - 240	239 - 210	209 - 110	109 - 0
Formula	More th. 95 %	95 - 90 %	89 - 80 %	79 - 70 %	69 - 36 %	35 - 0 %

Only whole points may be awarded in the overall assessment. Fractional points may, however, be awarded for individual exercises. When the sum total of an exercise adds up to a fractional number, this number is to be rounded up or down according to the overall impression of the performance during the test exercise.

## SCORE ANALYSIS

In order to "Pass" the test, the dog must have obtained at least 70% of the possible points in each discipline.

## SCORE SHEETS

The documentation of test results is to be conducted according to national regulations.

## **RESCUE DOG JUDGES**

The tests may only be carried out by judges approved by the umbrella organisation of the organizer (the FCI-LAO or the IRO). A judge may evaluate a maximum of 36 individual disciplines (units) in one day. All judging rules and regulations of the organizer's umbrella organisation apply.

Maximum allowable disciplines to be judged per day:

RH - E	2 units
OBEDIENCE, all categories	1 unit
DEXTERITY, all categories	1 unit
RH-F, Scent Work	1 unit
RH-FL, Scent Work	1 unit
RH-T, Scent Work	1 unit
RH-L, Scent Work	1 unit
RH-W A, Water Exercises	1 unit
RH-W B, Water Exercises	2 units
RH-W C, Water Exercises	4 units

The judge's decisions are final.

## RESCUE DOG

## SUITABILITY TEST

## RH - E

Consists of:	Scent Work-	
	Choice of one of three Variations:	100 Points
	Obedience with Dexterity	100 Points
	Total Possible Points	200 Points

### SECTION A – Scent Work – Variation Tracking:

Total Possible Points:	100 Points
Alerting Exercise	20 Points
Adherence to Scent Track	50 Points
Objects 3 x 10 Points	30 Points

Time limit: 15 minutes      Handler's Track: about 600 paces, 30 min. old.  
Two corners conforming to the terrain      Objects: 3 shoe-sized scent objects on the track  
A 10 metre leash may be used or the exercise may be performed off leash.  
The Starting Point is to be marked.

#### General Rules

The object selected by the dog handler must be well-worn and may not be larger than the approved size. Its colour may not stand out markedly from the terrain. The first article is to be placed on the first leg of the track, the second article on the second leg of the track and the third article at the end of the track. The scent of the track may not be altered during the placement of the object. The dog handler (track layer) is not allowed to scuff or stand still. The scent articles are to be placed on the track, not next to it. The exercise is to be discontinued by the judge if the dog handler is off-track by 10 meters or more. The judge may allow a greater distance due to very difficult terrain. The exercise is to be discontinued in any case when the judge has the impression that the dog is unable to resume tracking on its own.

#### Voice Signal:

One Voice Signal for "Search!" Voice commands are allowed at the start and after finding each object. Occasional praise and voice commands for "Search!" are allowed.

#### Alert Exercise:

The Alert Exercise must be held outside of the area that will subsequently be used for the search exercise.

The victim must be placed at the alert location without the dog being able to observe the placement. At the command of the judge, the dog handler is to have the dog begin the search by using a single voice command and hand signal, sending the dog out to the victim which is visibly sitting or laying at a distance of 30 meters. The dog must alert clearly and without any help from the dog handler. The dog handler must confirm the alert. Depending on the type of alert, the dog handler must go to the victim at the command of the judge or be brought to the victim by the dog. The dog handler is to have the dog lay down off leash approximately 3 meters from the victim. The dog must remain calm while the handler directly approaches the victim. At the command of the judge, the dog handler is to collect his dog and report to the judge to sign out.

If the alert behaviour of the dog is triggered by the dog handler or the victim, the exercise will be awarded 0 points.

#### Search Exercise:

Upon being summoned, the handler and dog are to sign in with the judge. The use of force is not allowed before, at the start of, or during the tracking exercise. The handler is to remain 10 meters behind the dog whether or not a leash is used. As soon as the dog locates an object he is to pick it up or otherwise indicate convincingly without any interaction from the handler. The dog can remain standing, sit down or come back to the handler with the object; however going further with the object or picking up in the lay down position will be penalised. Indicating may take place in the laying, sitting or standing position, or may alternate between the three. When the dog has indicated the object, the dog handler is to go to the dog and raise the object to show that the dog has made a find. The handler is then to start the dog on the track again. At the end of the track the handler is to return the found objects to the judge.

This part of the test is completed when the dog handler reports to the judge and signs out and the judge announces the marks

# Rescue Dogs – Suitability Test RH-E

## SECTION A – Scent Work – Variation Area Search:

Total Possible Points:	100 Points
Overall Performance of Task	30 Points
Victim Alert	70 Points

Time limit:	max. 10 Minutes for the Search Exercise
Area Size:	5.000 m <sup>2</sup> , open and covered terrain
Victim(s):	1 victim

### General Rules:

Before beginning the search, the dog handler must declare the type of alert the dog will give: alert by barking, alert by “Bringsel”, or “Recall”, whereby the dog runs back and forth between the dog handler and the victim on the quickest path, thereby leading the handler to the victim. The search-ready dog is allowed to wear an identifying harness and/or collar. The dog handler may choose his own path through the area.

### Overall Performance of Task and Victim Alert:

The judge instructs the victim as to the hiding place before the beginning of the exercise. The hiding place may allow for possible sight and physical contact between dog and victim. Hiding sites may be reused at any time but must be located at least 10 meters apart.

The dog handler reports to the judge with his dog ready to search. The judge then informs the handler of the details of the task.

The victim is then instructed by the judge to move to the hiding place. The dog handler and dog are allowed to observe the departure of the victim and the dog handler may give verbal motivation to the dog.

The search begins at the command of the judge. The dog handler places his dog at a point of his choice. The dog should begin sniffing the area at the command of the handler. This exercise is designed to primarily test the dog’s working intensity and obedience. The dog handler may not leave the starting point unless instructed to do so by the judge.

The dog must alert clearly when the victim is found. The dog handler must report the alert to the judge and may not go to his dog until instructed to do so by the judge. The dog must remain within 2 meters of the victim while barking, until the dog handler arrives. The composition of the terrain is to be taken into consideration. When employing the “Bringsel” or the “Recall” method, the dog must lead its handler to the victim on a direct path. If the alert behavior of the dog is triggered by the dog handler or the victim, the exercise will be awarded 0 points. While alerting, the dog may receive absolutely no support from the dog handler or the victim.

The test is ended by the judge.

### Marks:

- 1<sup>st</sup> False Alert: minus 20 Points
- 2<sup>nd</sup> False Alert: Termination of the test in Section A

This part of the test is completed when the dog handler reports to the judge and signs out and the judge announces the marks.

# Rescue Dogs – Suitability Test RH-E

## SECTION A – Scent Work – Variation Rubble Search:

Total Possible Points:	100 Points
Overall Performance of Task	30 Points
Victim Alert	70 Points

Time limit:	max. 15 Minutes for Search Exercise
Area Size	400 - 600 m <sup>2</sup> on one level
Victim(s):	1 victim

### General Rules:

The victim must be in position 10 minutes before the dog begins to search. The hiding place may allow for possible sight and physical contact between dog and victim. Hiding sites that were used immediately prior the current search must be left uncovered if they are not being reused in the current search. Hiding sites must be located at least 10 meters apart.

Before beginning the search, the dog handler must declare the type of alert the dog will give: alert by barking, alert by “Bringsel”, or “Recall” whereby the dog runs back and forth between the dog handler and the victim on the quickest path thereby leading the handler to the victim.

The search-ready dog is allowed to wear an identifying harness and/or collar.

The dog handler may follow his dog into the rubble when instructed by the judge to do so.

### Overall Performance of Task and Victim Alert:

The dog handler and dog are to wait out of sight until called. The dog handler and his dog are to sign in with the judge who informs the handler of the task. The dog may be placed at a point of the handler’s choosing, however not on the side of the search area in which the victim is located. The direction of the wind is to be taken into account. The dog should begin sniffing the area at the command of the handler. This exercise is designed to primarily test the dog’s working intensity and obedience. The dog must alert clearly when the victim is found. The dog handler must report the alert to the judge and may not go to his dog until instructed to do so by the judge. The dog must remain within 2 meters of the place of alert while barking. The handler must be able to clearly identify the location of the scent or the location from where the scent emanates. The composition of the terrain is to be taken into account. When employing the “Bringsel” or the “Recall” method, the dog must lead its handler to the victim on a direct path. If the alert behaviour of the dog is triggered by the dog handler or the victim, the exercise will be awarded 0 points. While alerting, the dog may receive absolutely no support from the dog handler or the victim.

The test is ended by the judge.

### Marks:

1<sup>st</sup> False Alert: minus 20 Points

2<sup>nd</sup> False Alert: Termination of the test in SECTION A

This part of the test is completed when the dog handler reports to the judge and signs out and the judge announces the marks.

## SECTION B - OBEDIENCE AND DEXTERITY

Total-Score / Obedience and dexterity:		100 Points
Exercise 1	Heeling	10 Points
Exercise 2	Off leash heeling	15 Points
Exercise 3	Traversing of unpleasant surfaces	10 Points
Exercise 4	Off leash recall	10 Points
Exercise 5	Walking through a group of people	10 Points
Exercise 6	Traversing three different obstacles	15 Points
Exercise 7	Traversing an elevated rigid wooden board	10 Points
Exercise 8	Carrying and handing over the dog	10 Points
Exercise 9	Lying down while distracted	10 Points

### General Rules:

The start and execution of the exercises are to be announced by the judge or a person he appoints. The dog should carry out the exercise willingly and quickly.

In the start position, the dog must sit close to the handler on his left side, oriented directly forward, and its shoulder may not be further forward than the handler's knee.

### Performance Rules:

#### 1. Heeling

**10 Points**

Voice command: "One voice command for "Heel"

The voice command may only be given at the start of each exercise. The handler approaches the judge with his dog on leash, has his dog sit, and presents himself. The leash must be held loosely in the left hand. From the start position, the dog must be attentive, heel willingly on the left side of the handler and remain oriented directly forward, with its shoulder no further forward than the handler's knee. When the handler stops, the dog must sit quickly, without assistance and remain oriented forward. Forging ahead, lagging, and straying to the side by the dog, as well as stalling by the handler at the turns, will be penalised. One left-hand turn and one right-hand turn as well as one about turn in stride must be demonstrated. Halting must be demonstrated two times after which the leash is to be removed.

#### 2. Off leash heeling

**15 Points**

Voice command: "One voice command for "Heel"

The voice command may be given at the start of each exercise. The dog handler is to approach the judge with his dog on leash, have his dog sit, and then present himself. The leash is to be held loosely in the left hand. From the start position, the dog is to be attentive, heel willingly on the left side of the dog handler and remain oriented directly forward, with its shoulder no further forward than the handler's knee. When the dog handler stops, the dog is to sit quickly without assistance and remain oriented forward. Forging ahead, lagging, and straying to the side by the dog, as well as stalling by the dog handler at the turns, will be penalised. One left-hand turn and one right-hand turn as well as one about turn are to be demonstrated in stride. Halting must be demonstrated one time. Two shots (calibre 6 - 9 mm) and motor sounds are to be issued as a distraction during the off leash heeling. The dog must be indifferent to the gun shots. Should the dog show any noise-shyness or gun-shyness, it will be disqualified from the test. Should the dog become agitated during the shooting, this will be considered acceptable as long as the dog remains under the control of its handler. Only a dog who reacts indifferently to all forms of noise can be awarded full points.

Aggressive and overly shy dogs are to be excluded from the test.

#### 3. Traversing of unpleasant surfaces 10 Points

Obstacle field: an area of tin sheeting or steel building lattice of approx. 3 x 3 meters covered with stones, construction materials, rubble, or similar materials.

Voice command: "One voice command for "Heel"

The start position is to be assumed in front of the obstacle. At the command "Heel", the handler walks from one end of the obstacle field and back with his dog willingly following in the heel position. On the return stretch, one full stop must be demonstrated. After leaving the obstacle field, the start position is to be assumed.

#### **4. Off leash recall**

**10 Points**

Voice Signals: one each for "Go on!" and "Come!"

From the start position and at the command of the judge, the dog handler is to set his dog free. The dog handler is not allowed to alter his position. When the dog has reached a distance of approx. 10 meters and at the command of the judge, the dog handler is to recall the dog with any voice command. The dog is to return immediately and willingly to the dog handler.

#### **5. Walking through a group of people**

**10 Points**

Voice command: "One voice command for "Heel"

At a command from the judge, the dog handler and his off-leash dog are to move through a shifting group of at least four people. The dog handler must stop at least once in the group.

#### **6. Obstacles**

**15 Points**

Voice commands: one each for „Heel“ and “Jump“

The dog is to be led to three natural obstacles, one after another, each time at the voice command for „Heel“. Suitable obstacles are, for example, a bush, a barrel, or a post, with a minimum height 0,4 m and maximum height 0,8 m. With the voice command for „ Jump“ the dog must cross the obstacles by jumping completely over them or by jumping on the obstacle and then from the obstacles to the ground.

#### **7. Traversing an elevated rigid wooden board**

**10 Points**

Voice command: "One voice command for "Heel"

The dog will be led to the rigid wooden board with ramp. The length of the board should be approximately 4.5 m, the height approximately 0.4 m, with a maximum width of 0.4 m. With the voice command „Heel“ the dog must continue to the ramp and traverse the wooden board confidently and calmly with the dog handler remaining at his side.

#### **8. Carrying the dog**

**10 Points**

Voice commands: one each for "Come!" and "Start Position!"

The dog is to be picked up by the handler or another person from the ground or a higher level (e.g. a table) and carried 10 m and then handed over to the dog handler or another person, who carries the dog another 10 m before setting the dog down. On the command of the judge, the dog handler is to call his dog, which is to assume the start position immediately upon reaching the handler, who then puts his dog on leash. If the dog handler is the person who received the dog, then the dog must remain in position after being set down until the handler is approx. 10 meters away. The handler then calls his dog, who must come and immediately assume the start position. The dog may not show any aggression towards the dog handler or the assisting persons.

#### **9. Laying down while distracted**

**10 Points**

Voice commands: one each for „Down“ and “Sit up!”

At the start of another dog's exercise, the dog handler is have his dog assume the „down stay position“ (voice command) at a place indicated by the judge. Neither the leash nor any objects may be left near the dog. The dog handler must take at least 30 paces, stop, turn and face the dog. The dog must maintain in the "down stay" position without any pressure from the dog handler, while another dog handler team goes through exercises 1-8. During exercise 5, the dog handler of the dog in the down stay position must join the slow moving group and upon completion of exercise 5, the dog handler must return to his previous position without prompting. At the judge's command, the dog handler must return to his dog and take up position on its right side. Upon renewed command of the judge, the dog handler is to give the voice command "Sit up!" and the dog must quickly resume a straight, sitting position.

This part of the test is completed when the dog handler reports to the judge and signs out and the judge announces the marks.

## **OBEDIENCE of the**

<b>RESCUE DOG</b>	<b>- TRACKING TEST</b>	<b>RH-F</b>	<b>A &amp; B</b>
	<b>- AREA TEST</b>	<b>RH-FL</b>	<b>A &amp; B</b>
	<b>- RUBBLE TEST</b>	<b>RH-T</b>	<b>A &amp; B</b>

### **SECTION B - OBEDIENCE**

Total Possible Score		50 Points
Exercise 1	Off leash heeling	10 Points
Exercise 2	Sit exercise	5 Points
Exercise 3	Down stay with "Recall"	5 Points
Exercise 4	Stand stay with "Recall"	5 Points
Exercise 5	Retrieval on flat ground	5 Points
Exercise 6	Crawling	5 Points
Exercise 7	Send out	5 Points
Exercise 8	Laying down while distracted	10 Points

#### **General Rules:**

At the judge's discretion, the obedience exercise may be held in groups of up to three dogs.

Sign-in and sign-out with the testing judge must take place on the leash. Only one single handler leash and a large-link chain collar are permitted.

The choice of commands to perform an exercise is at the discretion of the dog handler, however it must be a short voice command.

The dog must complete each exercise swiftly and willingly. Every exercise begins and ends in the start position. In the start position, the dog must sit close to the handler, on his left side, oriented directly forward, and the dog's shoulder may not be further forward than the handler's knee. The judge gives the command to start an exercise - all other manoeuvres such as turns, stops, pace changes etc., are to be executed without any commands from the judge. The dog handler is allowed however to request the commands from the judge. The procedure for Off-Leash Heeling (see attachment) must be followed.

The group must consist of at least 4 people, including the 2<sup>nd</sup> dog handler and at least one person in the group must have a dog on leash.

When going from the front position into the heel position, the dog may either go directly into the sit position or assume it closely around the dog handler.

The order of the exercises will be determined by a drawing of lots immediately before beginning and the exercises are to be executed by the teams in this order.

The sounds of motors are to be used throughout all of the exercises and the two gunshots (6-9mm calibre) may be fired during any exercise except during the "Send Out" exercise.

The dog must be indifferent to the gun shots. Should the dog show any noise-shyness or gun-shyness, it will be disqualified from the test. Should the dog become agitated during the shooting, this will be considered acceptable as long as the dog remains under the control of its dog handler. Only a dog who reacts indifferently to all forms of noise can be awarded full points.

Aggressive and overly shy dogs are to be excluded from the test.

## **Performance Rules:**

### **1. Off leash heeling**

**10 Points**

Voice command: "One voice command for "Heel"

Voice commands may be given at the beginning of an exercise and when changing pace. From the start position, the dog must be attentive to the handler's voice command "heel" and obey willingly and directly, going to the left side of the dog handler and remaining oriented directly forward, with its shoulder no further forward than the handler's knee. When the dog handler stops, the dog must sit quickly without assistance and remain oriented forward. Forging ahead, lagging and straying to the side by the dog, as well as stalling by the dog handler at the turns, will be penalised. At the beginning of the exercise, the dog handler and the dog are to take 50 steps in a straight line without stopping; upon turning around, an additional 10-15 steps are to be taken. The dog handler must then demonstrate both the running pace and the slow pace for at least 10 steps each. Change of pace from running to a slow pace must be achieved abruptly with no steps being taken in between at the normal pace.

At least one left-hand turn and one right-hand turn, as well as one about turn, are to be demonstrated at a normal pace. Halting must be demonstrated two times at the normal pace. At the end of the exercise and at the command of the judge, the dog handler and his dog must move through a shifting group of people. The dog handler must stop at least once in the group.

### **2. Sit exercise**

**5 Points**

Voice commands: 1 each for „Heel" and "Sit"

From the start position, the dog handler walks in a straight line with his dog heeling off leash. After at least 10 -15 paces the dog must quickly sit in response to the voice command for "Sit", or to a hand signal while the dog handler continues walking without slowing down or looking back. After continuing in a straight line for 30 more paces, the dog handler turns and faces the dog. Upon a command from the judge, the dog handler returns to the dog and resumes the start position.

### **3. Down stay with recall 5 Points**

Voice commands: one each for "Heel", "Down", "Come", and "Start Position"

From the start position, the dog handler must walk in a straight line with his dog heeling off leash. After at least 10 - 15 paces, the dog must lay down quickly on a voice command for "Down" or a hand signal while the dog handler continues walking without slowing down or looking back. After continuing in a straight line for 30 more paces, the dog handler is to turn and face his dog, which must be laying calmly. Upon a command from the judge, the dog handler must recall the dog with a voice command for "Come" or a hand signal. The dog must approach the dog handler swiftly and willingly and sit immediately in front of its handler. On a voice command or hand signal, the dog must resume the start position.

### **4. Stand stay with recall**

**5 Points**

Voice commands: one each for "Heel", "Stay", "Come", and "Start Position"

From the start position, the dog handler must walk in a straight line with his dog heeling off leash. After at least 10 - 15 paces the dog must immediately remain standing on a voice command for "Stay" or hand signal while the dog handler continues walking without slowing down or looking back. After continuing in a straight line for 30 more paces, the dog handler must turn and face his dog, which must be standing calmly. Upon a command from the judge, the dog handler must recall the dog with a voice command or hand signal. The dog must approach the dog handler swiftly and willingly and sit immediately in front of its handler. On a voice command or hand signal, the dog must resume the start position.

## **5. Retrieval on flat ground**

**5 Points**

Voice commands: one each for "Fetch", "Drop", and "Start Position"

From the start position, the dog handler throws an article which he has been carrying with him about 10 paces away. The voice command „Fetch“ may not be given until the article has landed and comes to a complete stop. The dog must be sitting off-leash near its handler. Upon a voice command or hand signal, the dog must run to the object, swiftly retrieve it and return at the same pace and sit immediately in front of the dog handler. The dog must retain the object in its mouth until the handler gives a voice command for "Drop", upon which the dog must release it. Upon a voice command or hand signal, the dog must return to the start position. The dog handler is not allowed to leave his position during the entire exercise.

## **6. Crawling of the Dog over a Distance of 10 meters**

**5 Points**

Voice commands: one each for "Down", and "Start Position" as well as several voice commands for "Crawl" while the dog is crawling.

From the start position, the dog handler must give a voice command or hand signal for "Down", upon which the dog must immediately lay down. At the command of the judge, the dog handler is to have his dog crawl over a distance of 10 meters. Several voice or hand signals are allowed while the dog is crawling. Touching the dog, however, will be penalized. The dog handler can either walk alongside the dog or crawl along with his dog. At the end of the exercise, the dog is to remain in the "down" position. At the command of the judge, the dog handler is to bring his dog into the start position.

## **7. Send out and lay down**

**5 Points**

Voice commands: one each for „Go on“, „Down“, and "Sit up"

Upon the command of the judge, the dog handler must walk from the start position in a straight line with his dog heeling off leash in the direction instructed by the judge. After approximately 10 - 15 paces the dog handler must give the voice command for "Go on" and the handler stops. A one-time raising of the arm is permitted while issuing the voice command. The dog must continue in a quick gait approx. 40 paces in a straight line in the indicated direction. At the voice command for "down", the dog must immediately assume the down position. Upon a command from the judge, the dog handler must return to the dog and stand on its right side and give the voice command for "Sit up" or a hand signal for the Start Position.

## **8. Lying down while distracted**

**10 Points**

Voice commands: one each for "Down", "Sit up"

At the start of the exercise, which can be with one other or several other dogs, the handler must place his dog in the position indicated by the judge by using the voice command "Down" and may not leave any objects near the dog. The dog handler must take at least 40 paces, stop, turn and face the dog. The dog must calmly maintain the down stay position without any pressure from the dog handler, while the other dog goes through exercises 1 - 6. During exercise 1, the dog handler of the dog in the down stay position must join the slow moving group and upon completion of exercise 1, the dog handler must return to his previous position without prompting. At the judge's command, the dog handler must return to the right side of his dog. Upon renewed command of the judge, the dog handler gives the voice command for "Sit up". The dog must quickly sit up.

This part of the test is completed when the dog handler reports to the judge and signs out and the judge announces the marks.

# OBEDIENCE for the

RESCUE DOG - AVALANCHE TEST RH-L A,B & C  
WATER TEST RH-W A,B & C

## SECTION B - OBEDIENCE

Highest Possible Score		50 Points
Exercise 1	Off lead heeling	15 Points
Exercise 2	Sit exercise	5 Points
Exercise 3	Down stay with recall	5 Points
Exercise 4	Stand stay with recall	5 Points
Exercise 5	Retrieval on flat ground	5 Points
Exercise 6	Send out	5 Points
Exercise 7	Lay down while distracted	10 Points

### General Rules:

At the judge's discretion, the obedience exercise may be held in groups of up to three dogs.

Sign-in and sign-out with the testing judge must take place on the leash. Only one single handler leash and a large-link chain collar are permitted.

The choice of commands to perform an exercise is at the discretion of the dog handler, however it must be a short voice command.

The dog must complete each exercise swiftly and willingly. Every exercise begins and ends in the start position. In the start position, the dog must sit close to the handler on his left side, oriented directly forward, and the dogs shoulder may not be further forward than the handler's knee. The judge gives the command to start an exercise - all other manoeuvres such as turns, stops, pace changes etc., are to be executed without any commands from the judge. The dog handler is allowed however to request the commands from the judge. The procedure for Off-Leash Heeling (see attachment) must be followed.

The group must consist of at least 4 people, including the 2<sup>nd</sup> dog handler and at least one person in the group must have a dog on leash.

When going from the front position into the heel position, the dog may either go directly into the sit position or assume it closely around the dog handler.

The order of the exercises will be determined by a drawing of lots immediately before beginning and the exercises are to be executed by the teams in this order.

The sounds of motors are to be used throughout all of the exercises and the two gunshots (6-9mm calibre) may be fired during any exercise except during the "Send Out" exercise.

The dog must be indifferent to the gun shots. Should the dog show any noise-shyness or gun-shyness, it will be disqualified from the test. Should the dog become agitated during the shooting this will be considered acceptable as long as the dog remains under the control of its handler. Only a dog who reacts indifferently to all forms of noise can be awarded full points. Aggressive and overly shy dogs are to be excluded from the test.

## **Performance Rules:**

### **1. Off leash heeling**

**15 Points**

Voice command: "One voice command for "Heel"

Voice commands may be given at the beginning of an exercise, and when changing pace. From the start position, the dog must be attentive to the handler's voice command "heel" and obey willingly and directly, going to the left side of the dog handler and remaining oriented directly forward, with its shoulder no further forward than the handler's knee. When the dog handler stops, the dog must sit quickly without assistance and remain oriented forward. Forging ahead, lagging and straying to the side by the dog, as well as stalling by the dog handler at the turns, will be penalised. At the beginning of the exercise, the dog handler and the dog are to take 50 steps in a straight line without stopping; upon turning around, an additional 10-15 steps are to be taken. The dog handler must then demonstrate both the running pace and the slow pace for at least 10 steps each. Change of pace from running to a slow pace must be achieved abruptly with no steps being taken in between at the normal pace.

At least one left-hand turn and one right-hand turn, as well as one about turn, are to be demonstrated at a normal pace. Halting must be demonstrated two times at the normal pace. At the end of the exercise and at the command of the judge, the dog handler and his dog must move through a shifting group of people. The dog handler must stop at least once in the group. The dog must be indifferent to the gunshots. Should the dog show any noise-shyness or gun-shyness, it will be disqualified from the test. Should the dog become agitated during the shooting this will be considered acceptable as long as the dog remains under the control of its dog handler. Only a dog who reacts indifferently to all forms of noise can be awarded full points. Aggressive and overly shy dogs are to be excluded from the test.

### **2. Sit exercise**

**5 Points**

Voice commands: 1 each for "Heel" and "Sit"

From the start position, the dog handler walks in a straight line with his dog heeling off leash. After at least 10 -15 paces the dog must sit quickly in response to the voice command "Sit" or to a hand signal, while the dog handler continues walking without slowing down or looking back. After continuing in a straight line for 30 more paces the dog handler turns and faces the dog. Upon a command from the judge, the dog handler returns to the dog and resumes the start position.

### **3. Down stay with recall**

**5 Points**

Voice commands: one each for "Heel", "Down", "Come", and "Start Position"

From the start position, the dog handler must walk in a straight line with his dog heeling off leash. After at least 10 - 15 paces, the dog must lay down quickly on a voice command for "Down" or a hand signal, while the dog handler continues walking without slowing down or looking back. After continuing in a straight line for 30 more paces the dog handler is to turn and face his dog, which must be laying calmly. Upon a command from the judge, the dog handler must recall the dog with a voice command for "Come" or hand signal. The dog must approach the dog handler swiftly and willingly and sit immediately in front of its dog handler. On a voice or hand signal, the dog must resume the start position

### **4. Stand stay with recall**

**5 Points**

Voice commands: one each for „Heel", "Stay", "Come", and " Start Position"

From the start position, the dog handler must walk in a straight line with his dog heeling off leash. After at least 10 - 15 paces the dog must immediately remain standing on a voice command for "Stay" or hand signal while the dog handler continues walking without slowing down or looking back. After continuing in a straight line for 30 more paces the dog handler must turn and face his dog, which must be standing calmly. Upon a command from the judge, the dog handler must recall the dog with a voice command or hand signal. The dog must approach the dog handler swiftly and willingly and sit immediately in front of its handler. On a voice or hand signal the dog must resume the start position.

## **5. Retrieval on flat ground**

**5 Points**

Voice commands: one each for "Fetch", "Drop", and "Start Position "

From the start position, the dog handler throws an article which he has been carrying with him about 10 paces away. The voice command for „Fetch“ may not be given until the article has landed and comes to a complete stop. The dog must be sitting off-leash near its handler. Upon a voice command or hand signal, the dog must run to the object, swiftly retrieve it and return at the same pace, and sit immediately in front of the dog handler. The dog must retain the object in its mouth until the handler gives a voice command for "Drop", upon which the dog must release it. Upon a voice or hand signal the dog must return to the start position. The dog handler is not allowed to leave his position during the entire exercise.

## **6. Send out and lay down**

**5 Points**

Voice commands: one each for " Go on" , "Down" and „Sit“

Upon the command of the judge the dog handler must walk from the start position in a straight line with his dog heeling off leash in the direction instructed by the judge. After approximately 10 - 15 paces the dog handler must give the voice command for "Go on" and the handler stops. A one-time raising of the arm is permitted while issuing the voice command. The dog must continue in a quick gait approx. 40 paces in the indicated direction. At the voice command for "down", the dog must immediately assume the down position. Upon a command from the judge, the dog handler must return to the dog and stand on its right side and give the voice command for "Sit" or a hand signal for the Start Position.

## **7. Lying down while distracted**

**10 Points**

Voice commands: one each for "Down, and "Sit“

At the start of the exercise, which can be with one other or several other dogs, the handler must place his dog in the position indicated by the judge by using a voice command for "Down" and may not leave any objects near the dog. The dog handler must take at least 40 paces, stop, turn and face the dog. The dog must calmly maintain the down stay position without any pressure from the dog handler, while the other dog goes through exercises 1 - 5. During exercise 1, the dog handler of the dog in the down stay position must join the slow moving group and upon completion of exercise 1, the dog handler must return to his previous position. At the judge's command, the dog handler must return to the right side of his dog. Upon renewed command of the judge, the dog handler gives the voice command for "Sit". The dog must quickly sit up.

This part of the test is completed when the dog handler reports to the judge and signs out and the judge announces the marks.

## DEXTERY of the

<b>SEARCH DOG</b>	<b>- TRACKING TEST</b>	<b>RH-F</b>	<b>A &amp; B</b>
	<b>- AREA TEST</b>	<b>RH-FL</b>	<b>A &amp; B</b>
	<b>- RUBBLE TEST</b>	<b>RH-T</b>	<b>A &amp; B</b>

### SECTION C –DEXTERITY

Total Possible Score		50 Points
Exercise 1	Unstable plank	5 Points
Exercise 2	Seesaw	10 Points
Exercise 3	Horizontal ladder	10 Points
Exercise 4	Long jump	5 Points
Exercise 5	Tunnel	5 Points
Exercise 6	Traversing of unpleasant surfaces	5 Points
Exercise 7	Directability at a distance	10 Points
Exercise 8	Carrying and handing over the dog	5 Points

#### General Rules:

Sign-in and sign-out with the testing judge must take place on the leash. Only one single handler leash and a large-link chain collar are permitted.

The choice of commands to perform an exercise is at the discretion of the dog handler, however it must be a short voice command and/or hand signal.

Every exercise begins and ends in the start position.

The position (Sit / Down / Stay) on or following each piece of equipment that requires a position, is at the discretion of the dog handler.

All pieces of equipment are to be constructed so that there is no danger of injury to the dog.

The procedure for the configuration of tables in the “Directability at a distance” exercise must be followed (see attachment).

#### Performance Rules:

##### 1. Unstable plank

**5 Points**

Obstacle: Two identical barrels approximately 0.4 m in diameter, wood plank approximately 4.0 m long, 0.3 m wide.

Voice commands: one each for “Mount!”, “Stay”, “Continue” and “Start Position”

The start position must be assumed at an appropriate distance from the obstacle. On the dog handler’s voice command for “Mount” and a hand signal, the dog must jump on to the plank and demonstrate a stop within the first half upon the voice command for “Stop” and a hand signal. At the judge’s command, the dog handler joins the dog and at the voice command for “Continue”, both continue to the end of the plank where the dog leaves the apparatus. At a voice command or hand signal, the dog must resume the start position.

The dog must traverse the full length of the plank without any signs of fear or inclination to jump.

## **2. Seesaw**

**10 Points**

Obstacle: Wood plank approximately 4.0 m long, approximately 0.3 m wide. The axis of the seesaw is to be between 40 and 50 cm high.

Voice commands: one each for "Mount and go to Center", "Continue" and "Start Position"

The start position must be assumed at an appropriate distance from the obstacle. At the dog handler's voice command for "Mount and go to the center" and a hand signal, the dog must mount the seesaw, continue to the axis (center) of the seesaw and bring the elevated end of the seesaw to the ground. The dog must remain in place without a command. At the judge's command, the dog handler joins the dog and at the voice command for "Continue", both continue to the end of the plank where the dog leaves the apparatus. After the dog has tipped the seesaw, the handler may approach the dog from the side and accompany – but not help – the dog. The handler may touch neither the dog nor the seesaw. After leaving the seesaw, the handler is to have his dog assume the start position by means of the voice command "Start position". The dog must traverse the full length of the seesaw without any signs of fear or inclination to jump.

## **3. Horizontal ladder**

**10 Points**

Obstacle: Wooden ladder laid over two supports approx. 0.5 m high, length of the ladder approximately 4.0 m - 0.5 m wide, rungs 0.3 m apart, rungs 5 cm wide, with a plank from the ground providing access.

Voice commands: one each for "Mount" and "Start Position"

The start position must be assumed at an appropriate distance from the obstacle. At the voice command for "Mount" and a hand signal, the dog must climb the access plank and cross the ladder completely via the rungs. At the end of the obstacle, the dog must be lowered by the dog handler and at the voice command "Start position", must resume the start position. The dog must cross the ladder using the rungs, not the rails. The dog handler may accompany his dog during the exercise by walking next to the ladder but may not touch the ladder or the dog.

## **4. Long jump**

**5 Points**

Obstacle: Water Trench, Jump Apparatus, etc.  
Length: 1.50 m, height: 0.30 m, width: 1.0 m

Voice commands: one each for "Jump", "Stay", "Start Position"

The start position must be assumed at an appropriate distance from the obstacle. At the dog handler's voice command for "Jump" and a hand signal, the dog must jump over the obstacle and then at the voice command for "Stay" and a hand signal, remain in place. Upon the judge's command, the dog handler must go to the dog and at the voice command or hand signal for "Start Position", assume the start position.

## **5. Tunnel**

**5 Points**

Obstacle: Crawl space, approximately 0.5 m in diameter, approximately 3.0 m long.

Voice commands: one each for "Crawl", "Stay", "Start Position"

The start position must be assumed at an appropriate distance from the obstacle. Upon a voice command and hand signal, the dog must crawl through the obstacle. After the dog has left the apparatus, the dog must comply with the voice command and hand signal for "stay". Upon the judge's command, the dog handler must go to the dog and at the voice command or hand signal for "Start Position", assume the start position.

## **6. Traversing of unpleasant surfaces**

**5 Points**

Obstacle field: an area of tin sheeting or steel building lattice of approx. 3 x 3 meters covered with stones, construction materials, rubble, or similar materials.

Voice command: "One voice command for "Heel"

The start position is to be assumed in front of the obstacle. At the command "Heel", the handler walks from one end of the obstacle field and back with his dog willingly following in the heel position. On the return stretch, one full stop must be demonstrated. After leaving the obstacle field, the start position is to be assumed.

## **7. Directability at a distance**

**10 Points**

Equipment: 1 marked area with 3 well-marked objects, approx. 40 m apart; palettes, barrels, and similar materials, height max. 0.60 m.

Voice commands: One each for "Approach the area", "Stay", "Approach the marked object", "Mount", "Come" and "Start Position"

The dog handler brings his dog into "Start Position" at the starting point of the exercise. The dog handler - without changing his position - is to send his dog out to the clearly marked area, approx. 20 meters away, using a voice command and hand signal for "Approach the area". Upon reaching the area, the dog is to be given a voice command and hand signal for "stay". At the renewed command of the judge, the dog handler – without changing his position - is to send his dog to the first object using a voice command and a hand signal for "Approach the marked object". At the voice command and hand signal for "Mount", the dog is to jump on the object and stay. The dog handler then sends his dog to the next object, onto which the dog must again jump and stay. The process is repeated for the third object as well.

The order in which the objects are to be approached is determined by the judge at the beginning of the exercise.

The dog is to be recalled from the third object to the dog handler with a voice command and a hand signal for "come", upon which the dog is to return to the handler and sit closely in front of him. At a voice command or a hand signal, the dog is to assume the start position.

## **8. Carrying and handing over the dog**

**5 Points**

Voice commands: one each for "Come" and "Start Position"

The dog is to be picked up by the handler or another person from the ground or a higher level (e.g. a table) and carried approx. 10 m away and handed over to the dog handler or a second person who carries it another 10 m away before setting the dog on the ground. At the command of the judge, the dog handler is to recall his dog, who must come immediately and assume the start position.

If the dog handler is the person receiving the dog, the dog must stay when replaced on the ground until the dog handler has moved to a position approx. 10 meters away. The dog handler recalls his dog, who must come immediately and assume the start position.

The dog may show no aggression towards the handler or the assisting person.

This part of the test is completed when the dog handler reports to the judge and signs out and the judge announces the marks.

# DEXTERITY of the

## RESCUE DOG -AVALANCHE TEST

RH-L

A,B & C

### SECTION C - DEXTERITY

Highest Possible Score		50 Points
1. Exercise	Following ski-tracks	15 Points
2. Exercise	Transportability	15 Points
3. Exercise	Directability at a distance	10 Points
4. Exercise	Lifting, lowering, receiving and passing the dog	10 Points

#### General Rules:

Sign-in and sign-out with the testing judge must take place on the leash. Only one single handler leash and a large-link chain collar are permitted.

The choice of commands to perform an exercise is at the discretion of the dog handler, however it must be a short voice command and/or hand signal.

Every exercise begins and ends in the start position.

The position (Sit / Down / Stand) on or following each piece of equipment which requires a position, is at the discretion of the dog handler.

The dog handler may perform the "Follow Ski Tracks Exercise" with or without a Touring Skis\* at level A, but must use Touring Skis for levels B and C. (\*Touring Skis: special alpine skis fitted with climbing furs on the bottom to enable the skier to *climb* a slope before removing the furs and skiing down.)

All pieces of equipment are to be constructed so that there is no danger of injury to the dog.

The procedure for configuration of the "Directability at a distance" exercise must be followed (see attachment).

#### Performance Rules:

##### 1. Following ski-tracks

**15 Points**

Voice command: one command for „Follow tracks”

The start position must be assumed off leash. From the start position, the dog handler and his dog are to follow a pre-defined path through the area totalling a length of approx. 500 meters. The handler gives a voice command and a hand signal at the beginning for "Follow tracks" and may repeat these commands several times in the course of the exercise. From the start position, the dog must fall in immediately behind the dog handler and remain in his tracks without hindering or interfering with him. The dog is not allowed to leave the track, forge ahead or lag. The optimal distance between dog and dog handler is approx. 1-1.5 metres.

##### 2. Transportability

**15 Points**

Conveyance: Slope Grooming Machine, Chairlift, Helicopter or similar

Voice commands: one each for "Get in", "Get out" and "Start Position"

The start position must be assumed at an appropriate distance from the conveyance. Any commonly used conveyance may be used as long as all safety regulations are adhered to. The dog must be lifted on to the stationary conveyance. After being transported, the dog handler must disembark with his dog, placing him to the side of the vehicle on the ground bringing him into the start position using a voice command or hand signal.

### **3. Directability at a distance**

**10 Points**

Equipment: 1 marked area with 3 well-marked objects approx. 40 m apart

Voice commands: one each for "Approach the area", "Stay", "Approach the marked object", "Mount", "Come" and "Start Position"

The dog handler brings his dog into Start Position at the starting point of the exercise. The dog handler - without changing his position - is to send his dog out to the clearly marked area, approx. 20 meters away, using a voice command and hand signal for "Approach the area". Upon reaching the area, the dog is to be given a voice command and hand signal for "stay". At the renewed command of the judge, the dog handler – without changing his position - is to send his dog to the first object using a voice command and a hand signal for "Approach the marked object". At the voice command and hand signal for "Mount", the dog is to jump on the object and stay. The dog handler then sends his dog to the next object, onto which the dog must again jump and stay. The process is repeated for the third indicated object as well.

The order in which the objects are to be approached is determined by the judge at the beginning of the exercise.

From the third object, the dog is to be recalled to the dog handler with a voice command and a hand signal for "come", upon which the dog is to return to the handler and sit closely in front of him. At a voice command or a hand signal, the dog is to assume the start position.

### **4. Lifting, Lowering, Receiving and Passing the dog**

**10 Points**

Voice commands: one each for "Stand", "Stay", and "Start Position"

While on leash, the dog is to be brought to a calm standing position by a voice command for "Stand". The dog is to be lifted from the ground by the dog handler or an assisting person on to a level approx. 1.0 meter higher. The dog may be handed over to another assisting person or to the dog handler on the second level. The dog is not allowed to show any aggression towards the dog handler or the assisting persons. As soon as the dog is securely on the second level, it is to "Stay" at the voice command or a hand signal for "Stay."

At the command of the judge, the dog handler is to assume the starting position with his dog.

This part of the test is completed when the dog handler reports to the judge and signs out and the judge announces the marks.

# DEXTERITY of the

RESCUE DOG- WATER TEST

RH-W

A,B & C

## SECTION C - DEXTERITY

Highest Possible Score 50 Points

- |             |                                   |           |
|-------------|-----------------------------------|-----------|
| 1. Exercise | Jumping in and off a boat         | 10 Points |
| 2. Exercise | Climbing on a surfboard           | 10 Points |
| 3. Exercise | Travelling on a surfboard         | 10 Points |
| 4. Exercise | Directability at a distance       | 10 Points |
| 5. Exercise | Carrying and handing over the dog | 10 Points |

### Performance Rules:

#### 1. Jumping in and out of a boat 10 Points

Voice commands: one each for "Jump in Boat", "Stay", "Come", "Start Position"

The handler and dog are to assume the start position. From the start position and on a voice command and hand signal for "Jump in Boat", the dog must jump into a floating boat and at the voice command for "stay" remain calmly where he is.

At the command of the judge, the dog handler is to recall the dog with a voice or hand signal for "come". The dog must sit immediately in front of its handler.

On a voice or hand signal, the dog must resume the start position.

#### 2. Climbing on a surfboard 10 Points

Voice commands: one each for "Jump on" and "Stay"

The handler and dog are to assume the start position. From the start position, at a voice command and hand signal, the dog must jump onto a surfboard with no sail floating in shallow water.

At the voice command or hand signal for "stay", the dog is to remain calmly on the surfboard.

The surfboard must be accessible to the dog without swimming. The dog handler is allowed to help his dog by holding the surfboard steady while the dog is mounting.

#### 3. Travelling on a surfboard 10 Points

Voice commands: one each for "Stay" and "Dismount"

Upon the judge's command, the dog handler is to push the surfboard carrying the dog approx. 20 m in the direction indicated. The handler may give a command for "stay" or a hand signal when he begins pushing the surfboard.

The dog must remain calmly laying until the dog handler gives the voice command or a hand signal to jump off the board.

#### **4. Directability at a Distance**

**10 Points**

Equipment: 2 Boats or Surfers, 40 m from shore at a distance of approx 40 m apart

Voice commands: one each for "Swim to Destination", "Come", and "Start Position"

The dog handler and his dog must assume the start position on shore. The dog handler - without changing position- is to send the dog to the first indicated boat/surfer using a voice and hand signal for "Swim to Destination". As soon as the dog has reached the boat/surfer, the handler is to send the dog to the second boat/surfer.

The judge determines the sequence in which the boats/surfers are to be approached at the beginning of the exercise.

After reaching the second boat/surfer, the dog handler recalls the dog with a voice or hand signal for "come". The dog must approach the dog handler and sit immediately in front of him. On a voice or hand signal the dog must resume the start position.

#### **5. Carrying and Handing over the Dog**

**10 Points**

Voice commands: one each for "Come" and "Start Position"

The dog is to be picked up by the handler or another person from the ground or a higher level (e.g. a table) and carried approx. 10 m and handed over to the dog handler or a second person who carries it another 10 m before setting the dog on the ground.

At the command of the judge the dog handler is to recall his dog, who must come immediately and assume the start position.

If the dog handler is the person receiving the dog, the dog must stay when replaced on the ground until the dog handler has moved to a position approx. 10 meters away. The dog handler recalls his dog, who must come immediately and assume the start position.

The dog may show no aggression towards the handler or the assisting person.

This part of the test is completed when the dog handler reports to the judge and signs out and the judge announces the marks.

# RESCUE DOG TRACKING TEST

LEVEL A

RH-F A

Consists of:	Scent Work	200 Points
	Obedience	50 Points
	Dexterity	50 Points
	Highest Possible Score	300 Points

## SECTION A - SCENT WORK

Highest Possible Score / Scent Work:	200 Points
Adherence to Track	100 Points
Objects: 5 x 4 Points	20 Points
Victim Alert	80 Points

Time limit:	20 minutes
Track:	1000 paces long (length of pace 70 cm), 90 minutes old, varied terrain, 5 corners
Objects:	5 objects no larger than shoe size
Victim:	1 person sitting or laying at the end of the track

This exercise may be performed off leash or with a 10 m leash, but a distance of 10 meters between the dog and handler must be maintained.

### General Rules

The victim is to be brought to the end point by the track layer 30 minutes before the dog begins the exercise. The track layer is to accompany the judge while the track is laid. Before the exercise, the dog handler must announce to the judge what kind of alert the dog will give.

Only well-worn objects, which do not exceed the maximum allowable size (the size of a shoe) and which do not differ markedly in colour from the surrounding terrain may be used. The scent of the track is not allowed to be altered during the placement of the object and the track layer is not allowed to scuff or stand still. The scent articles must be placed on the track, not next to it.

Before the tracking, while the track is being laid, and during the exercise, all forms of force and coercion are prohibited.

The dog must pick up the scent within 3 minutes of registering/beginning the exercise. If this time is exceeded, the exercise will be aborted and 0 points awarded.

If the alert behaviour of the dog is triggered by the dog handler or the victim, the person or the object will be awarded 0 points .

3 points are to be subtracted per false alert.

The exercise is to be terminated by the judge if the dog handler is off-track by 10 meters or more. The judge may allow a greater distance due to very difficult terrain. The exercise is to be terminated in any case when the judge has the impression that the dog is unable to resume tracking on its own.

### Voice Command:

The Voice Command for "Track" is allowed at the start of the exercise and after each indicated object. Additional occasional voice commands for "track" and praise are also allowed, except at corners or when the dog is near the object(s).

## **Performance Rules:**

When called, the search-ready dog and dog handler present themselves to the judge.

The point of disappearance of the victim from where the tracking starts must be exactly described by the judge to within a length of 20 meters. The dog must then pick up the scent within 3 minutes. The handler is to remain 10 meters behind the dog whether or not a leash is used. As soon as the dog locates an object he is to pick it up or otherwise indicate convincingly without any interaction from the handler. The dog can remain standing, sit down or come back to the handler with the object, however going further with the object or picking up in the lay down position will be penalised. Alerting may take place in the laying, sitting or standing position, or may alternate between the three. When the dog has indicated the object, the dog handler is to go to the dog and raise the object to show that the dog has made a find.

Upon discovery of the victim, the dog handler must immediately remain still. The dog must convincingly alert by barking, indicating, using the "Bringsel" or by the "Recall" method. Only an unmistakable alert will lead to the awarding of full points. During the alert, the dog must remain within 2 meters of the victim until the dog handler arrives. In the case of a dog using a "Bringsel" or "Recall" method, the dog must lead its handler to the victim by the most direct route.

While alerting, the dog may receive absolutely no support from the dog handler or the victim. Any harassment of the hidden victim by the dog will have a negative influence on the assessment. An injury to the hidden victim by the dog will lead to disqualification

On command of the judge, the dog handler is to go to his dog.

At the end of the tracking exercise, the dog is put on leash. Dog and dog handler then go to the judge, assume the start position, turn over the objects found and sign out.

This part of the test is completed when the dog handler reports to the judge and signs out and the judge announces the marks.

Section B - OBEDIENCE  
Section C - DEXTERITY

page 13  
page 19

## RESCUE DOG TRACKING TEST

LEVEL B

RH-F B

Consists of:	Scent Work	200 Points
	Obedience	50 Points
	Dexterity	50 Points
	Highest Possible Score	300 Points

### SECTION A - SCENT WORK

Highest Possible Score / Scent Work:	200 Points
Adherence to the track	100 Points
Objects 6 x 3 Points, 1 x 2 Points	20 Points
Victim location	80 Points

Time limit:	45 minutes,
Track:	2000 paces long (length of pace= 70 cm), 180 minutes old, varied terrain with 7 appropriate corners, at least 2 of which must be tight angles.
Objects:	7 objects no larger than a shoe.
Victim(s):	1 person sitting or laying at the end of the track.

This exercise may be performed off leash or with a 10 m leash, but a distance of 10 meters between the dog and handler must be maintained.

Exit via an area sized 20x20m, marked by an identification object.

### General Rules:

The victim is to be brought to the end point by the track layer 30 minutes before the dog begins the exercise. The track layer is to accompany the judge while the track is laid.

Before the exercise the dog handler must announce to the judge what kind of alert the dog will give.

Only well-worn objects, which do not exceed the maximum allowable size (the size of a shoe) and which do not differ markedly in colour from the surrounding terrain, may be used. The scent of the track is not allowed to be altered during the placement of the object and the track layer is not allowed to scuff or stand still. The scent articles must be placed on the track, not next to it.

Before the tracking, while the track is being laid, and during the exercise all forms of force and coercion are prohibited.

The dog must pick up the scent within 3 minutes of registering/beginning the exercise. If this time is exceeded, the exercise will be aborted and 0 points awarded.

If the alert behaviour of the dog is triggered by the dog handler or the victim, the person or the object will be awarded 0 points .

3 points are to be subtracted per false alert.

The exercise is to be terminated by the judge if the dog handler is off-track by 10 meters or more. The judge may allow a greater distance due to very difficult terrain. The exercise is to be terminated in any case when the judge has the impression that the dog is unable to resume tracking on its own.

### Voice Command:

The Voice Command for „Track” is allowed at the start of the exercise and after each indicated object. Additional occasional voice commands for “track” and praise are also allowed, except at

corners or when the dog is near the object(s).

### **Performance Rules:**

The testing field is an imaginary surface measuring 20 x 20 meters. The outline of the testing field (square) is to be marked with 2 poles. The track layer enters the testing field approximately at the middle point of one of the sides of the field and places the identifying object at the place where the track actually begins. The identification object is to be of the same consistency and size as the other objects on the track.

After waiting shortly, the track layer is to continue in normal stride toward the opposite side of the testing area and exit. The legs of the track should be adapted to the terrain. One leg of the track must be constructed in the form of a half-circle with a radius of at least 3 tracking leashes (approx. 30 meters). The half circle begins and ends at a right angle. The seven corners should be formed at normal pace and be adapted to the terrain. At least two of the corners must be tight angles, defined as between 30 and 60 degrees.

When called, the dog handler is to report to the judge with his search-ready dog.

The dog must pick up the scent of the starting point / the identifying object within 3 minutes.

Evaluation begins when the dog picks up the scent.

The handler is to remain 10 meters behind the dog whether or not a leash is used. As soon as the dog locates an object he is to pick it up or otherwise indicate convincingly without any interaction from the handler. The dog can remain standing, sit down or come back to the handler with the object, however going further with the object or picking up in the lay down position will be penalised. Indicating may take place in the laying, sitting or standing position, or may alternate between the three. When the dog has indicated the object, the dog handler is to go to the dog and raise the object to show that the dog has made a find. Upon discovery of the victim, the dog handler must immediately remain still. The dog must convincingly alert by barking, indicating, using the "Bringse" or by "Recall" method. Only an unmistakable alert will lead to the awarding of full points. During the alert, the dog must remain within 2 meters of the victim until the dog handler arrives. In the case of a dog using the "Bringse" or "Recall" method, the dog must lead its handler to the victim by the most direct route. While alerting, the dog may receive absolutely no support from the dog handler or the victim. Any harassment of the hidden victim by the dog will have a negative influence on the assessment. An injury to the hidden victim by the dog will lead to disqualification. On command of the judge, the dog handler is to go to his dog. At the end of the tracking exercise, the dog is put on leash. Dog and dog handler then go to the judge, assume the start position, turn over the objects found and sign out.

This part of the test is completed when the dog handler reports to the judge and signs out and the judge announces the marks.

Section B - OBEDIENCE  
Section C - DEXTERITY

page 13  
page 19

# RESCUE DOG AREA SEARCH TEST LEVEL A RH-FL A

Consists of:	Scent Work	200 Points
	Obedience	50 Points
	Dexterity	50 Points
	Highest Possible Score	300 Points

## SECTION A - SCENT WORK

Highest Possible Score:	200 Points
Overall Performance of Task	80 Points
Victim location / 2 victims: ( 60 Points each)	120 Points

Time limit:	15 minutes maximum for the search
Size of Area:	100 x 200 meters, open and covered terrain
Victim(s):	2 victims.

### General Rules:

To give all dogs an equal chance, several people with dogs must go to the testing area approx. 15 minutes before the beginning of the test.

The victims are to be brought to the testing area approx. 10 minutes prior to the test. The dog and the handler must not be able to see this placement.

The judge will determine the direction of the search at the beginning of the test.

The direction of the search must be maintained for the entire test and the area must be searched in one sweep, searching backwards is not permitted.

The dog handler is to stay on the middle path, which is to be marked approx. every 50 meters.

The directability of the dog is to be assessed by the judge.

The search-ready dog may wear an identifying harness and/or collar.

Before beginning the search, the dog handler must declare the type of alert the dog will give: alert by barking, alert by "Bringsel", or "Recall" whereby the dog runs back and forth between the dog handler and the victim on the quickest path thereby leading the handler to the victim.

If the alert behaviour of the dog is triggered by the dog handler or the victim, the person will be awarded 0 points. While alerting, the dog may receive absolutely no support from the dog handler or the victim.

## **Performance Rules:**

The dog handler and his dog are to wait out of sight until called.

The dog is to search the area for a scent at the command of his handler. The intensity of the search and the directability of the dog are to be assessed.

The dog handler may not leave his starting position until the dog alerts or unless directed to do so by the judge.

The victims must be laying or sitting calmly. Sight and touch contact between the victim and the dog should be possible. The location of the victim is to be changed after every dog.

The dog must alert clearly when the victim is found. The dog handler must report the alert to the judge and may not go to his dog until instructed to do so by the judge. The dog must remain within 2 meters of the victim while barking until the handler arrives. The composition of the terrain is to be taken into account. When using the "Bringsel" or "Recall" method, the dog must bring its handler to the victim on a direct path.

Following the location of the victim and at the command of the judge, the exercise is to be continued at the place where the dog handler was when he reported the alert.

The search is to be ended by the judge.

### **Evaluation:**

1 <sup>st</sup>	False Alert	minus 40 points
2 <sup>nd</sup>	False Alert	termination of the exercise in section A

The dog handler cannot pass the test if a victim is not found.  
Failure to find a victim will result in a penalty of 61 points.

This part of the test is completed when the dog handler reports to the judge and signs out and the judge announces the marks.

Section B - OBEDIENCE  
Section C - DEXTERITY

page 13  
page 19

# RESCUE DOG AREA SEARCH TEST LEVEL B RH-FL B

Consists of:	Scent Work	200 Points
	Obedience	50 Points
	Dexterity	50 Points
	Highest Possible Score	300 Points

## SECTION A - SCENT WORK

Highest Possible Score / Scent Work:	200 Points
Overall Performance of Task	80 Points
Alerts for 3 Victims (40 points each)	
Alerts for 4 Victims (30 points each)	
Alerts for 5 Victims (24 points each)	
Alerts for 6 Victims (20 points each)	120 Points

Time limit: 20 minutes maximum for the search for 3-4 victims  
30 minutes maximum for the search for 5-6 victims

Size of Area: 100 x 300 meters, open terrain and at least 50% covered terrain or building

Victim(s): 3-6 victims (the number of victims must remain constant within the testing event)

### General Rules:

To give all dogs an equal chance, several people with dogs must go to the testing area approx. 15 minutes before the beginning of the test.

Hiding places that the dog is not able to see into or reach are allowed but must not be higher than 2 meters.

The victims are to be brought to the testing area approx. 10 minutes prior to the test. The dog and the handler must not be able to see this placement.

The judge will determine the direction of the search at the beginning of the test. The direction of the search must be maintained for the entire test and the area must be searched in one sweep, searching backwards is not permitted.

The dog handler is to stay on the middle path, which is to be marked approx. every 50 meters.

The directability of the dog is to be assessed by the judge.

The search-ready dog may wear an identifying harness and/or collar.

Before beginning the search, the dog handler must declare the type of alert the dog will give: alert by barking, alert by "Bringsel", or "Recall" whereby the dog runs back and forth between the dog handler and the victim on the quickest path thereby leading the handler to the victim.

If the alert behaviour of the dog is triggered by the dog handler or the victim, the person will be awarded 0 points

While alerting, the dog may receive absolutely no support from the dog handler or the victim.

## **Performance Rules**

The dog handler and his dog are to wait out of sight until called.

The dog is to search the area for a scent at the command of his handler. The intensity of the search and the directability of the dog are to be assessed.

The dog handler may not leave his starting position until the dog alerts or unless directed to do so by the judge.

The victims must be laying or sitting calmly. Sight and touch contact between the victim and the dog do not have to be possible. The location of the victim is to be changed after every dog.

The dog must alert clearly when the victim is found. The dog handler must report the alert to the judge and may not go to his dog until instructed to do so by the judge. The dog must remain within 2 meters of the victim while barking until the handler arrives. The composition of the terrain is to be taken into account. When using the Bringsel method or Recall, the dog must bring its handler to the victim on a direct path.

Following the location of the victim and at the command of the judge, the exercise is to be continued at the place where the dog handler was when he reported the alert.

The search is to be ended by the judge.

Evaluation:

1 <sup>st</sup>	False Alert	minus 40 points
2 <sup>nd</sup>	False Alert	termination of the exercise in Section A

The dog handler cannot pass the test if a victim is not found.  
Failure to find a victim will result in a penalty of 61 points.

This part of the test is completed when the dog handler reports to the judge and signs out and the judge announces the marks.

SECTION B - OBEDIENCE  
SECTION C - DEXTERITY

page 13  
page 19

# RESCUE DOG RUBBLE TEST LEVEL A RH-T A

Consists of:	Scent Work	200 Points
	Obedience	50 Points
	Dexterity	50 Points
	Highest Possible Score	300 Points

## SECTION A - SCENT WORK

Highest Possible Score / Scent Work:	200 Points
Overall Performance of Task	80 Points
Victim location / 2 subjects: (60 Points each)	120 Points

Time limit:	15 minutes maximum for the search not including the alert exercise.
Size of Rubble Field:	600 m2 to 800m2, in one level or spread over several floors
Victim(s):	2 victims.

### General Rules:

Two victims are to be hidden with no visual or physical contact possible for the dog.

Distractions include: smouldering fire, running motors, hammering, drumming etc. as well as gun shots in the vicinity of the rubble field or people moving in the rubble field.

Immediately before the exercise and while the dog is working, the rubble field is to be criss-crossed by one to several people.

The hiding places of the victims should be at least 10 meters apart. The victims must take up position approx. 15 minutes prior to dog beginning the test. The dog and the handler must not be able to see this placement.

Hiding sites may be reused at any time. Hiding sites that were used immediately prior the current search must be left uncovered if they are not being reused in the current search. Victims will be removed from their hiding places.

Before beginning the search, the dog handler must declare the type of alert the dog will give: alert by barking, alert by "Bringsel", or "Recall" whereby the dog runs back and forth between the dog handler and the victim on the quickest path thereby leading the handler to the victim.

The search-ready dog may wear an identifying harness and/or collar.

The dog handler may not enter the rubble area until instructed to do so by the judge.

## Performance Rules:

The dog handler and his dog are to wait out of sight until called.

The search ready dog is to begin the search at any point the dog handler deems correct but this may not be on the side on which the victims were brought into the area. The direction of the wind must be taken into account.

The dog is to search the area for a scent at the command of his handler. The intensity of the search and the directability of the dog are to be assessed.

The dog must clearly alert when the victim is found and continue doing so until the handler arrives. While alerting, the dog may receive absolutely no support from the dog handler or the victim. While barking (alerting), the dog must not go further than 2 meters away from the place of alert. The handler must be able to clearly identify the location of the scent or the location from where the scent emanates. When using the "Bringsel" or Recall method, the dog must bring its handler to the victim/place of alert on a direct path.

The dog handler must report the alert to the judge and may not go to his dog until instructed to do so by the judge. The located victims are to be rescued by assistants.

At the command of the judge, the test will continue. The dog handler instructs his dog to begin searching again and leaves the rubble field. The order to continue searching may be given directly from the place of alert or from the edge of the rubble field.

The search is to be ended by the judge

Evaluation:

1 <sup>st</sup>	False Alert	minus 40 points
2 <sup>nd</sup>	False Alert	termination of the exercise in Section A

The dog handler cannot pass the test if a victim is not found.  
Failure to find a victim will result in a penalty of 61 points.

This part of the test is completed when the dog handler reports to the judge and signs out and the judge announces the marks.

SECTION B - OBEDIENCE  
SECTION C - DEXTERITY

page 13  
page 19

## **RESCUE DOG RUBBLE TEST LEVEL B RH-T B**

Consists of:	Scent Work	200 Points
	Obedience	50 Points
	Dexterity	50 Points
	Highest Possible Score	<b>300 Points</b>

### **SECTION A - SCENT WORK**

Highest Possible Score / Scent Work:	200 Points
Overall Performance of Task	80 Points
Alerts for 3 Victims (40 points each)	
Alerts for 4 Victims (30 points each)	
Alerts for 5 Victims (24 points each)	
Alerts for 6 Victims (20 points each)	120 Points
Time limit:	30 minutes maximum for the search for 3-4 victims 40 minutes maximum for the search for 5-6 victims
Size of Rubble Field:	800 m2 x 1,200 m2, on one level or spread out over several floors
Victim(s):	3-6 victims (the number of victims must remain constant within the testing event)

#### **General Rules:**

Three to six buried victims (the dog must have no possibility of sight or physical contact with the victims during the entire alert.)

Distractions include: smouldering fire, running motors, hammering, drumming etc. as well as gun shots in the vicinity of the rubble field or people moving in the rubble field.

Immediately before the exercise and while the dog is working, the rubble field is to be criss-crossed by one to several people.

The hiding places of the victims should be at least 10 meters apart. The victims must take up position approx. 15 minutes prior to dog beginning the test. The dog and the handler must not be able to see this placement. Hiding sites may be reused at any time. Hiding sites that were used immediately prior the current search must be left uncovered if they are not being reused in the current search. Victims need not be removed from their hiding places.

Before beginning the search, the dog handler must declare the type of alert the dog will give: alert by barking, alert by "Bringsel" or "Recall" method whereby the dog runs back and forth between the dog handler and the victim on the quickest path thereby leading the handler to the victim.

The search-ready dog may wear an identifying harness and/or collar.

The dog handler may not enter the rubble area until instructed to do so by the judge.

## Performance Rules:

The dog handler and his dog are to wait out of sight until called.

The search ready dog is to begin the search at any point the dog handler deems correct but this may not be on the side on which the victims were brought into the area. The direction of the wind must be taken into account.

The dog is to search the area for a scent at the command of his handler. The intensity of the search and the directability of the dog are to be assessed.

The dog must clearly alert when the victim is found and continue doing so until the handler arrives. While alerting, the dog may receive absolutely no support from the dog handler or the victim. While barking (alerting), the dog must not go further than 2 meters away from the place of alert. The handler must be able to clearly identify the location of the scent or the location from where the scent emanates. When using the Bringsel method or Recall, the dog must bring its handler to the victim/place of alert on a direct path.

The dog handler must report the alert to the judge and may not go to his dog until instructed to do so by the judge. If the judge gives the order for the victims to be rescued, assistants will do so.

At the command of the judge, the test will continue. The dog handler instructs his dog to begin searching again and leaves the rubble field. The order to continue searching may be given directly from the place of alert or from the edge of the rubble field.

The search is to be ended by the judge.

Evaluation:

1 <sup>st</sup>	False Alert	minus 40 points
2 <sup>nd</sup>	False Alert	termination of the exercise in Section A

The dog handler cannot pass the test if a victim is not found.  
Failure to find a victim will result in a penalty of 61 points.

This part of the test is completed when the dog handler reports to the judge and signs out and the judge announces the marks.

SECTION B - OBEDIENCE  
SECTION C - DEXTERITY

page 13  
page 19

# RESCUE DOG AVALANCHE TEST LEVEL A RH-L A

Consists of:	Scent Work	200 Points
	Obedience	50 Points
	Dexterity	50 Points
	Highest Possible Score	300 Points

## SECTION A - SCENT WORK

Highest Possible Score / Scent Work:	200 Points
Intensity of Working and Directability of the dog	40 Points
Conduct of the Handler	40 Points
Victim Location	90 Points
Digging and Barking	30 Points

Time limit: 15 minutes maximum for the search  
Size of Snowfield: At least 3000 m<sup>2</sup>  
Victim: 1 Victim buried to a maximum depth of 1 meter

### General Rules:

The dog handler may complete this test with or without touring skis\*. (\*Touring Skis: special alpine skis fitted with climbing furs on the bottom to enable the skier to *climb* a slope before removing the furs and skiing down.)

The victim must be buried at least 20 minutes before the test starts. The dog and the handler must not be able to see this placement. The victim is not permitted to help in the preparation of the hiding place dig-out immediately before the test.

When burying victims, all safety regulations must be followed.

Flags are to clearly mark the boundaries of the search area to ensure optimal supervision.

Immediately before the exercise starts, a minimum of three people are to criss-cross the search area on foot or on skis.

### Performance Rules:

The dog handler and the search-ready dog are to wait out of sight until called whereupon the judge explains the task.

The dog handler is to start with his dog at a place that he deems correct. The dog handler may not leave the starting position until the dog is at least 30 meters away, or out of sight, or when the dog alerts and the judge instructs him to do so.

The dog must clearly alert, visibly or audibly, and remain at the site of alert until the dog handler arrives.

The dog handler must report the alert to the judge and may not go to his dog until instructed to do so by the judge. The location of the alert is to be marked.

At the command of the judge, the victim is to be rescued by assistants.

Evaluation:

1 <sup>st</sup>	False Alert	minus 40 points
2 <sup>nd</sup>	False Alert	termination of the exercise in SECTION A

This part of the test is completed when the dog handler reports to the judge and signs out and the judge announces the marks.

SECTION B - OBEDIENCE  
SECTION C - DEXTERITY

page ..16  
page ..22

# RESCUE DOG AVALANCHE TEST LEVEL B RH-L B

Consists of:	Scent Work	200 Points
	Obedience	50 Points
	Dexterity	50 Points
	Highest Possible Score	300 Points

## SECTION A - SCENT WORK

Highest Possible Score / Scent Work:	200 Points
Intensity of Working and Directability of the Dog	20 Points
Conduct of the handler	40 Points
Avalanche Peeps Location Device	20 Points
Victim Location (50 Points each)	100 Points
Digging and Barking (10 Points each)	20 Points

Time limit: 20 minutes maximum for the search,  
Snowfield: At least 6000 m<sup>2</sup>  
Victims: 2 victims buried to a maximum depth of 1 meter

### General Rules:

The dog handler is to complete this test using touring skis unless otherwise directed by the judge. (\*Touring Skis: special alpine skis fitted with climbing furs on the bottom to enable the skier to *climb* a slope before removing the furs and skiing down.)

The victim must be buried at least 20 minutes before the test starts. The dog and the handler must not be able to see this placement. The victim is not permitted to help in the preparation of the hiding place dig-out immediately before the test.

When burying victims all safety regulations must be adhered to.

Flags are to clearly mark the boundaries of the search area to ensure optimal supervision.

Immediately before the exercise starts, a minimum of three people are to criss-cross the search area on foot or on skis.

### Performance Rules:

#### Search test:

The dog handler and search-ready dog are to wait out of sight until called, whereupon the dog handler is to ask for instructions about the task from the judge. The dog handler must in turn explain his plan of action to the judge.

The dog handler is to start with his dog at a place that he deems correct. The dog handler may not leave the starting position until the dog is at least 50 meters away, or out of sight, or when the dog alerts and the judge instructs him to do so.

The dog must clearly alert for each victim, visibly or audibly, and remain at the site of alert until the dog handler arrives.

The dog handler must report the alert to the judge and may not go to his dog until instructed to do so by the judge. The location of the alert is to be marked. At the command of the judge, the victim is to be rescued by assistants.

While the first victim is being recovered and without waiting for the completion of the rescue, the dog handler is to prompt his dog to continue the search.

### **Locating Avalanche Peeps Device:**

Additionally, the dog handler is to locate, dig out and present to the judge within 5 minutes an avalanche-peeps device which has been buried in a 10 x 10 square meter area.

(This exercise may be executed in connection with the obedience or dexterity parts of the test as well.)

Evaluation:

1 <sup>st</sup>	False Alert	minus 40 points
2 <sup>nd</sup>	False Alert	termination of the exercise in Section A

The dog handler cannot pass the test if a victim is not found.  
Failure to find a victim will result in a penalty of 61 points.

This part of the test is completed when the dog handler reports to the judge and signs out and the judge announces the marks.

SECTION B - OBEDIENCE  
SECTION C - DEXTERITY

page ..16  
page ..22

# RESCUE DOG AVALANCHE TEST LEVEL C RH-L C

Consists of:	Scent Work	200 Points
	Obedience	50 Points
	Dexterity	50 Points
	Highest Possible Score	300 Points

## SECTION A - SCENT WORK

Highest Possible Score / Scent Work:	200 Points
Intensity of Working and Directability of the dog	20 Points
Conduct of the Handler	20 Points
Avalanche Peeps Location Device	20 Points
Victim location, 3 Victims (40 Points each)	120 Points
Digging and Barking (2 x 7, 1 x 6 Points)	20 Points

Time limit:	30 minutes maximum for the search
Snowfield:	at least 10,000 square metres
Victims:	3 victims buried to a depth of approx 2 meters. Physical and/or sight contact between dog and victims must not be possible.

### General Rules:

The dog handler is to complete this test using touring skis unless otherwise directed by the judge.

The victim must be buried at least 20 minutes before the test starts. The dog and the handler must not be able to see this placement. The victim is not permitted to help in the preparation of the hiding place dig-out immediately before the test.

When burying victims all safety regulations must be followed.

Flags are to clearly mark the boundaries of the search area to ensure optimal supervision.

Immediately before the exercise starts, a minimum of three people are to criss-cross the search area on foot or on skis.

### Performance Rules:

#### Search test:

The dog handler and search-ready dog are to wait out of sight until called, whereupon the dog handler is to ask for instructions about the task from the judge. The dog handler must in turn explain his plan of action to the judge.

The dog handler is to start with his dog at a place that he deems correct. The dog handler may not leave the starting position until the dog is at least 50 meters away, or out of sight, or when the dog alerts and the judge instructs him to do so.

The dog must clearly alert for each victim, visibly or audibly, and remain at the site of alert until the dog handler arrives.

The dog handler must report the alert to the judge and may not go to his dog until instructed to do so by the judge. The location of the alert is to be marked. At the command of the judge, the victim is to be rescued by assistants.

While the first victim is being recovered and without waiting for the completion of the rescue the dog handler is to prompt his dog to continue the search.

### **Locating Avalanche Peeps Device:**

Additionally, the dog handler is to locate, dig out and present to the judge within 5 minutes an avalanche-peeps device which has been buried in a 10 x 10 square meter area.

(This exercise may be executed in connection with the obedience or dexterity parts of the test as well.)

Evaluation:

1 <sup>st</sup>	False Alert	minus 40 points
2 <sup>nd</sup>	False Alert	termination of the exercise in Section A

The dog handler cannot pass the test if a victim is not found.  
Failure to find a victim will result in a penalty of 61 points.

This part of the test is completed when the dog handler reports to the judge and signs out and the judge announces the marks.

SECTION B - OBEDIENCE  
SECTION C - DEXTERITY

page ..16  
page ..22

# RESCUE DOG WATER TEST LEVEL A RH-W A

Consists of:	Water Exercises	200 Points
	Obedience	50 Points
	Dexterity	50 Points
	Highest Possible Score	300 Points

## SECTION A - WATER EXERCISES

Highest Possible Score / Water Exercises:	200 Points
Distance Swimming	30 Points
Retrieval - Throw from the shore	30 Points
Retrieval - Throw from the water	30 Points
Bringing a line to a surfer	30 Points
Retrieving a surfer with his surfboard	80 Points

### General Rules:

All water safety laws must be followed.

Equipment requirements: 1 Motorboat, 1 Surfboard, 2 objects to be retrieved (floating line of approx. 5 cm diameter and 30 cm long).

All occupants of the boats and people in the water must wear life vests or surfer suits. The dogs must be equipped with special marine harnesses so that they can be easily hoisted from the water.

Testing may be halted at the judge's discretion due to unfavourable weather conditions or strong currents.

### Performance Rules:

#### **Distance Swimming 200 metres 30 Points**

The handler and the dog are to be in a boat 200 meters from the shore. The dog handler is to signal his dog by a voice command and hand signal to jump into the water. The dog may be helped to jump. The boat with the dog handler is to return to shore. The dog is to swim directly and calmly to the shore. The dog handler may use voice commands and hand signals to encourage the dog.

#### **Retrieval - Throw from the shore 30 Points**

The dog handler and his dog are to assume the start position on shore. The dog handler is to throw the object at least 15 m from the shoreline into the water. As soon as the object is floating and upon a voice command and hand signal, the dog is to swim to the object and bring it directly back to the dog handler. The dog is to sit closely in front of the dog handler and is to retain the object in its mouth until the dog handler, after a short pause, gives a voice command or hand signal to release it. Upon a voice command or hand signal the dog must return to the start position.

**Retrieval - Throw from the water****30 Points**

The dog handler and his dog are to assume the start position on shore.

The object is to be thrown parallel to the shoreline from a boat located approx. 25 meters from shore. As soon as the object is floating and upon a voice command and hand signal, the dog is to swim to the object and bring it directly back to the dog handler. The dog is to sit closely in front of the dog handler and is to retain the object in its mouth until the dog handler, after a short pause, gives a voice command or hand signal to release it.

Upon a voice command or hand signal the dog must return to the start position.

**Bringing a line to a surfer****30 Points**

The dog handler and his dog are to assume the start position on shore.

A surfer laying on his surfboard and drawing attention to himself is to be located 30 meters from shore. On the dog handler's voice command and hand signal, the dog is to swim to the surfer with a line. The surfer is to accept the line and the dog handler is then to pull the surfer and his surfboard to shore with the dog swimming next to them.

Upon a voice command or hand signal the dog must return to the start position.

**Retrieving a surfer with his surfboard****80 Points**

The dog handler and his dog are to assume the start position on shore.

A surfer laying on his surfboard and drawing attention to himself is to be located 30 meters from shore. On the handler's voice command and hand signal, the dog is to swim to the surfer who gives the dog the end of a line. The dog is to take the line in its mouth and tow the surfboard and surfer to shoreline. The dog is not to drop the line until directed to do so by the dog handler.

Upon a voice command or hand signal the dog must return to the start position.

This exercise is concluded when the judge announces the score.

SECTION B - OBEDIENCE  
SECTION C - DEXTERITY

page ..16  
page ..24

## **RESCUE DOG WATER TEST LEVEL B RH-W B**

Consists of:	Water exercises	200 Points
	Obedience	50 Points
	Dexterity	50 Points
	Highest Possible Score	300 Points

### **SECTION A - WATER EXERCISES**

Highest Possible Score / Water exercises:	200 Points
Distance Swimming	30 Points
Bringing a Life-ring	30 Points
Bringing a Boat to Shore	30 Points
Bringing a Line to a Boat	30 Points
Retrieval of a Swimmer in Trouble	80 Points

#### **General Rules:**

All water safety laws must be followed.

Equipment requirements: 1 Motorboat, 1 Surfboard, 2 buoys.

All occupants of the boats and people in the water must wear life vests or surfer suits.

The dogs must be equipped with special marine harnesses so that they can be easily hoisted from the water.

Testing may be halted at the judge's discretion due to unfavourable weather conditions or strong currents.

#### **Performance Rules:**

##### **Distance Swimming - 600 meters: 30 Points**

The handler and the dog are to be in a boat 200 m from the shore at the first buoy.

At the dog handler's voice command and hand signal, the dog is to jump into the water. The boat is then to head out toward the second buoy (positioned 200 metres from the first buoy). Upon reaching the second buoy, the boat is to come about and return to shore. The dog is to follow the boat.

##### **Bringing a Life-ring from Shore 30 Points**

The dog handler and his dog are to assume the start position on shore.

A boat is to go approx. 30 meters from shore where a person is to jump overboard while the boat continues. The person is to simulate a drowning person and call for help. The dog handler is to throw a life-ring in the direction of the victim. At the handler's voice command and hand signal, the dog is to take a line connected to the life-ring and bring it to the drowning victim. The dog is to tow the drowning victim ashore.

### **Bringing a Boat Ashore 30 Points**

The dog handler with his dog and 2 other people are to be transported approx. 50 meters from shore and come to a halt.

At the handler's voice command and hand signal, the dog is to jump into the water and the dog handler is to give him a line with which the dog is to tow the boat ashore.

### **Bringing a Line to a Boat**

**30 Points**

The dog handler and his dog are to assume the start position on shore.

The dog handler is to give the dog the free end of a line which is anchored to the shore at its other end. At the handler's voice command and hand signal, the dog is to swim to the boat with the line in its mouth and hand the line over to the driver of the boat. The driver is to hoist the dog into the boat, which is then to be pulled to shore using the line.

### **Retrieval of a Swimmer in Trouble**

**80 Points**

The dog handler and his dog are to assume the start position on shore.

A boat is to go approx. 30 meters from shore where a person is to jump overboard while the boat continues. The person is to simulate a drowning person and call for help. At the handler's voice and hand signal, the dog is swim to the drowning victim. As soon as the drowning victim is able to grab hold of the dog's marine harness, the dog is to bring the victim ashore.

This part of the test is completed when the dog handler reports to the judge and signs out and the judge announces the marks.

SECTION B - OBEDIENCE  
SECTION C - DEXTERITY

page ..16  
page ..24

## **RESCUE DOG WATER TEST LEVEL C RH-W C**

Consists of:	Water Exercises	200 Points
	Obedience	50 Points
	Dexterity	50 Points
	Highest Possible Score	300 Points

### **SECTION A - WATER EXERCISES**

Highest Possible Score / Water exercises:	200 Points
Distance Swimming	40 Points
Retrieval of a Drifting Boat	20 Points
Fetching a Life-Ring Starting from a Boat	20 Points
Rescuing a Drowning Victim Starting from a Boat	40 Points
Rescuing 2 Drowning Victims starting from Shore (40 points each)	80 Points

#### **General Rules:**

All water safety laws must be followed.

Equipment Requirements: 2 Motorboats, 1 Life-ring, 1 boat line 30 m.

All occupants of the boats and people in the water must wear life vests or surfer suits.

The dogs must be equipped with special marine harnesses, so that they can be easily hoisted from the water.

Testing may be halted at the judge's discretion due to unfavourable weather conditions or strong currents.

#### **Performance Rules:**

##### **Distance swimming - 1000 metres 40 Points**

The handler and the dog are to be in a boat.

At the dog handler's voice command and hand signal, the dog is to jump into the water from the stationary boat.

The boat is to continue at a distance of approx. 10 meters ahead the dog so that the dog can be continually monitored. The dog must swim calmly behind the boat for distance of 1.000 meters back to shore.

The dog must be allowed a rest period of at least one hour before any further testing can occur.

##### **Retrieval of a Drifting Boat 20 Points**

The dog handler and his dog are to assume the start position on shore.

A boat is brought into position with 2 people laying in it approx. 30 metres from shore, where it is to be set adrift with a line hanging into the water. Upon the dog handler's voice command and hand signal, the dog is to swim to the boat, find the line, and return to shore towing the boat.

### **Fetching a Life-Ring Starting from a Boat**

**20 Points**

The handler and the dog are to be in a boat.

The dog handler with his dog and a victim are to be transported to a distance of 40 meters from shore, where the victim falls into the water, while the boat with the dog and dog handler continues an additional 20 meters parallel to the shore and then comes to a halt. The dog handler is to throw a life-ring in the direction of the victim who is simulating drowning. At the dog handler's voice command and hand signal, the dog is to jump into the water and to swim to the life-ring, take hold of its line and bring it to the drowning victim, who is to grab hold of it. Then the boat moves to the victim and the dog, and both are to be hoisted into the boat.

### **Rescuing a Drowning Victim Starting from a Boat**

**40 Points**

The handler and the dog are to be in a boat.

One victim is to slide into the water from a stationary boat, unseen by the dog while the boat continues on. At the dog handler's voice command and hand signal, the dog is to jump into the water from the boat at distance of 40 m from the victim and to swim to the victim who is passively treading water. The dog is to take the victim by the arm and bring him back to the dog handler's boat. The victim and the dog are to be hoisted into the boat.

### **Rescuing 2 Drowning Victims Starting from Shore**

**80 Points**

The dog handler and his dog are to assume the start position on shore.

2 victims are to be transported to a distance of 30 meters from shore and enter the water approx. 20 meters apart. At the dog handler's voice command and hand signal, the dog is to swim to the first victim, who is simulating a drowning person. The victim is to take hold of the dog by his marine harness, and the dog is to bring him to shore. Then the dog is to swim to the second victim, who is behaving passively and is to grab hold of the victim on the arm and bring him to shore as well.

The dog may also rescue both victims at the same time or in reverse sequence.

This part of the test is completed when the dog handler reports to the judge and signs out and the judge announces the marks.

SECTION B - OBEDIENCE  
SECTION C - DEXTERITY

page ..16  
page ..24

## **ABBREVIATIONS**

F C I	Federation Cynologique Internationale
IRO	International Rescue Dog Organisation
IPO-R	International Rescue Dog Testing Standards (this document)
IRO-NRO	an IRO National Member Organisation
FCI-LAO	an FCI National Member Organisation

## **ADDENDUM**

### **Exceptions for small dogs with a height of 35 cm or less measured to the withers:**

The shoulder height is to be determined by a judge and must be entered into the log book and confirmed.

For dogs with a height of 35 cm or less, measured to the withers, the following minor adjustments may (but are not obliged to) be made in the dexterity section:

Horizontal Ladder:

Width approx. 0.30 m, Distance between Rungs: 0.20 m

Far Jump:

Width 1.50 m, Height 0.15 m, Length 0.50 m

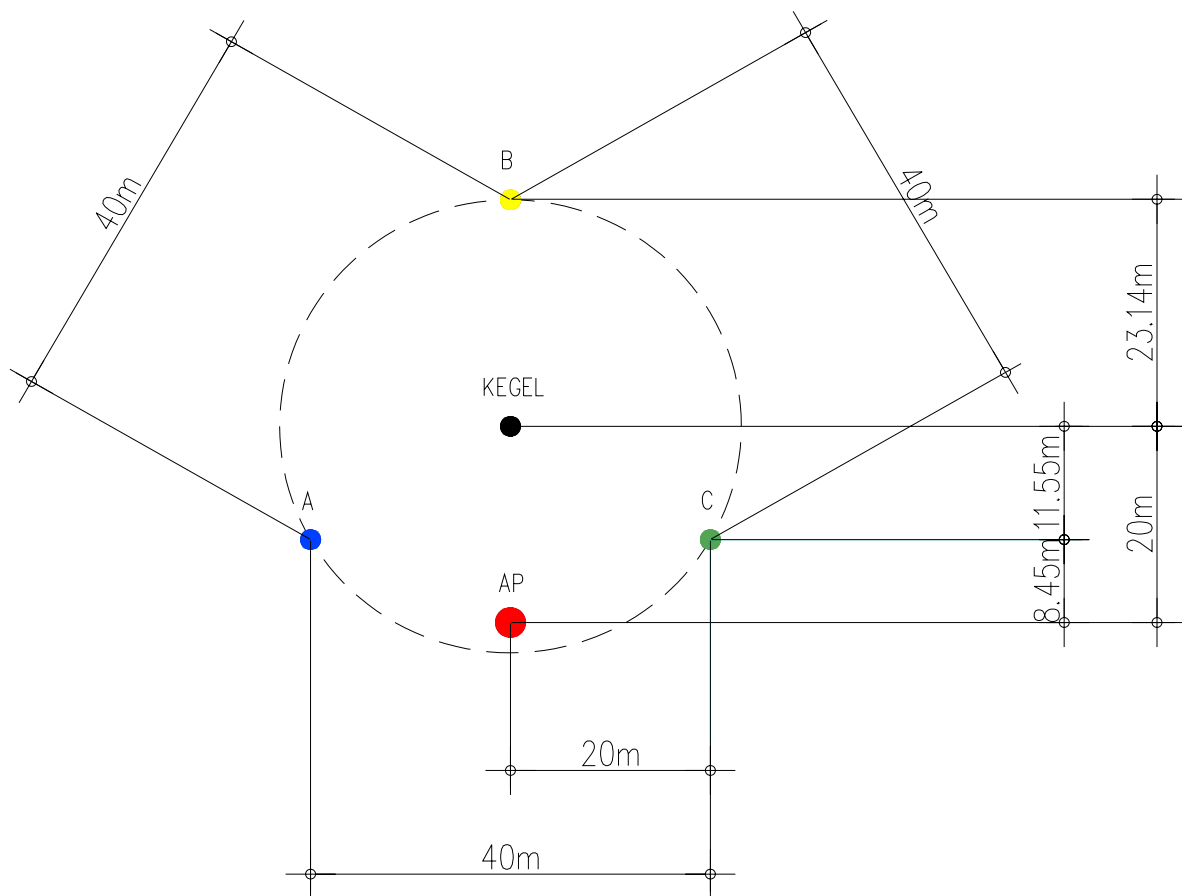
Tunnel:

Crawling Exercise approx, 30 cm Diameter, Length 3 m with a turn

Directability at a Distance

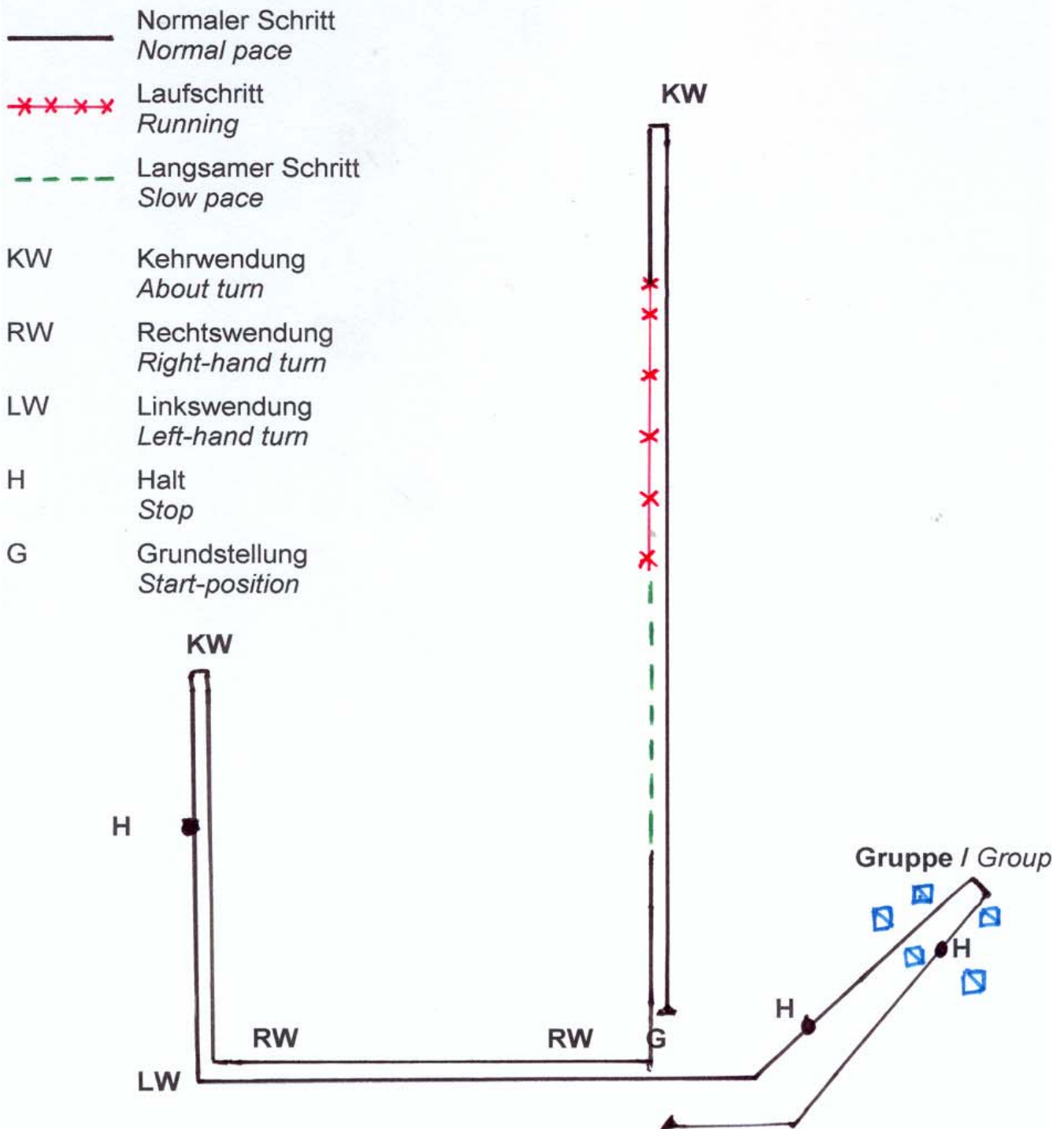
Distance between the 3 points: 20 m

Skizze: "Lenkbarkeit auf Distanz"  
 Sketch: "Directability at a distance"



AP = Ausgangspunkt (Starting point)  
 A, B, C = Punkte (points)

## SCHEMA für die FREIFOLGE SCHEME for OFF LEASH HEELING



**Achtung:** Das Schema ist abhängig von den Platzverhältnissen. Es kann nach der Kehrtwendung auch zuerst eine Linkswendung und anschließend eine Rechtswendung verlangt werden.

**Attention:** The scheme is depending on the locality. It is also possible to ask after about turn the first for a left-hand turn and then for the right-hand turn.